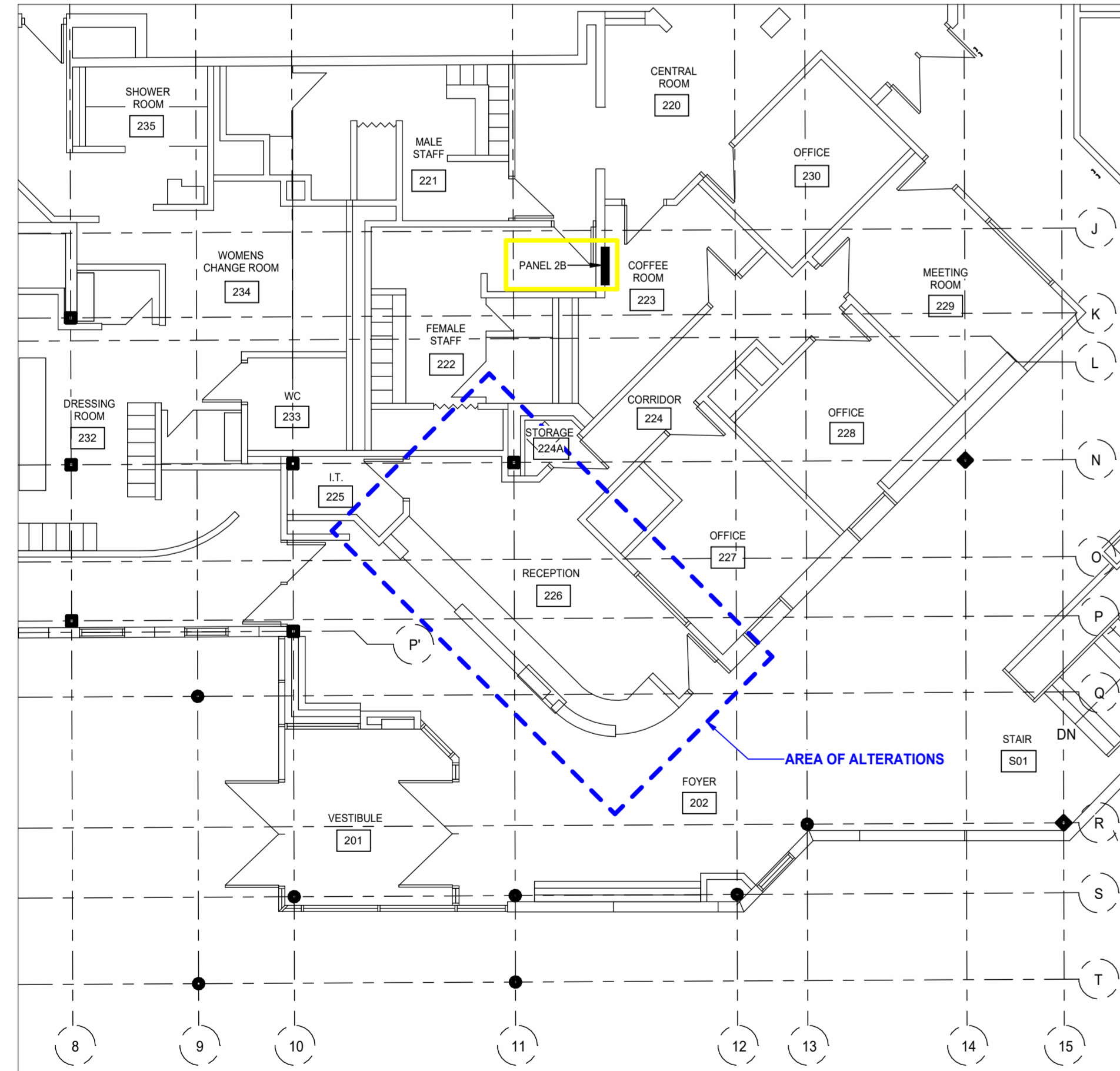


CITY OF OSHAWA

# SECURITY GLAZED PARTITIONS AT DONEVAN RECREATION COMPLEX

171 Harmony Rd S, Oshawa, ON L1H 6T4

Sheet Index	
Sheet Number	Sheet Name
A001	COVER SHEET
A101	DATA MATRIX
A201	FLOOR PLAN
A202	CEILING PLAN
A301	INTERIOR ELEVATIONS - PUBLIC SIDE
A302	INTERIOR ELEVATIONS - STAFF SIDE
A401	MILLWORK CROSS-SECTION
A402	MILLWORK DETAILS
A501	SCREEN SCHEDULE




1 Key Plan  
A001 SCALE: 1 : 100



**Design Team:**

**ARCHITECT:**  
J.R. FREETHY ARCHITECT  
325 LAKE RD, SUITE 202  
BOWMANVILLE, ONTARIO, L1C 4P8  
(905) 623-7476




**J.R. FREETHY ARCHITECT:**

Certificate of Practice Number: 1928  
325 Lake Rd, Suite 202, Bowmanville ON, L1C 4P8  
(905) 623-7476  
reg@jrffreethy.com

Title  
**COVER SHEET**

Project No. 2025\_34 Page No. A001

APR 29, 2026

<b>Name of Practice:</b> J.R. FREETHY ARCHITECT 325 Lake Rd, Suite 202 Bowmanville, Ontario, L1C 4P8					
<b>Name of Project:</b> Security Glazed Screens at Donevan Recreation Complex					
<b>Location:</b> 171 Harmony Rd S, Oshawa, ON L1H 6T4					
<b>Date:</b> February 17, 2026					
<b>2024 Ontario Building Code Data Matrix          Part 11 – Renovation</b>					<b>Building Code Reference</b> 1
11.00	Building Code Version:	O_Reg. 163/24	Last Amendment	O_Reg. 447/24	
11.01	Project Type:	<input type="checkbox"/> Addition <input checked="" type="checkbox"/> Renovation <input type="checkbox"/> Addition and renovation <input type="checkbox"/> Change of use			[A] 1.3.3.3B.
		Description: Security screens at Donevan recreation complex reception area			
11.02	Major Occupancy Classification:	Occupancy	Use		3.1.2.1.(1), 2.1.4.1.(1), and 11.2.1.
		Group A Div. 2	Community Centre		
11.03	Superimposed Major Occupancies:	<input checked="" type="checkbox"/> No <input type="checkbox"/> Yes			11.2, 3.2.2.5, 3.2.2.8., and 2.2.1.
		Description:			
11.04	Building Area (m <sup>2</sup> )	Description:	Existing	New	Total
		Reception Area	24.34 m <sup>2</sup>	0	0
			0	0	0
			0	0	0
			0	0	0
		Total	24.34 m <sup>2</sup>	0	24.34 m <sup>2</sup>
		<i>Insert additional lines as needed</i>			
11.05	Building Height	1	Storeys above grade		6.2 (m) Above grade
		0	Storeys below grade		
					[A] 1.4.1.2., 3.2.1.1., 2.2.2.2., and 11.3.
11.06	Number of Streets/Firefighter Access	1 street(s)			3.2.2.10., 3.2.5., 2.2.4.1., and 11.3.

Ontario Building Code Data Matrix, Part 11  
 © Ontario Association of Architects

January 2025

11.07	Building Size	<input type="checkbox"/> Small <input type="checkbox"/> Medium <input checked="" type="checkbox"/> Large <input type="checkbox"/> > Large				11.2.1.1., and T.11.2.1.1.B-N.
11.08	Existing Building Classification:	Change in Major Occupancy: <input type="checkbox"/> Yes <input checked="" type="checkbox"/> Not Applicable (no change of major occupancy) Construction Index: 6 Hazard Index: 6 Importance Category: <input type="checkbox"/> Low <input type="checkbox"/> Normal <input checked="" type="checkbox"/> High <input type="checkbox"/> Post-disaster				10.1.1.2., 11.2.1.1., T 11.2.1.1.A to N 4.1.2.1.(3), 2.3.1., and 5.2.2.1.(2)
11.09	Renovation Type:	<input type="checkbox"/> Basic Renovation <input type="checkbox"/> Extensive Renovation				11.3.3.1., and 11.3.3.2.
11.10	Occupant Load	Floor Level/Area	Occupancy Type	Based On	Occupant Load (Persons)	3.1.17., 2.1.2.2., and 11.4.2.2.
		Reception Area	A-2	Existing	3	
					0	
					0	
					0	
		<i>Insert additional lines as needed</i>				
11.11 a	Plumbing Fixture Requirements	Ratio: M:F = 50:50 Except as otherwise noted				3.7.4., 11.3.4., 11.3.5., 11.4.2.4., and 11.4.2.5.
		Not Applicable				
		Floor Level/Area	Occupant Load	OBC Reference	WCs Required	WCs Provided
			0		0	0
			0		0	0
			0		0	0
		<i>Insert additional lines as needed</i>				
11.11 b	Plumbing Fixture Requirements continued:	Floor Level/Area (repeated)	Barrier-free WCs Required	Barrier-free WCs Provided	Universal Washrooms Required	Universal Washrooms Provided
			0	0	0	0
			0	0	0	0
			0	0	0	0
		<i>Insert additional lines as needed</i>				
11.12	Barrier-free Design:	<input checked="" type="checkbox"/> Yes <input type="checkbox"/> No    One accessible counter provided at the new reception area				11.3.1.2., 11.3.2., and 11.3.3.2.
		Barrier-free Entrances:	Number 1			

Ontario Building Code Data Matrix, Part 11  
 © Ontario Association of Architects

January 2025

11.13	Reduction in Performance Level:	Structural:	<input checked="" type="checkbox"/> No <input type="checkbox"/> Yes	11.4.2.1.
		By increase in occupant load:	<input checked="" type="checkbox"/> No <input type="checkbox"/> Yes	11.4.2.2.
		By change of major occupancy:	<input checked="" type="checkbox"/> No <input type="checkbox"/> Yes	11.4.2.3.
		Plumbing:	<input checked="" type="checkbox"/> No <input type="checkbox"/> Yes	11.4.2.4.
		Sewage-systems:	<input checked="" type="checkbox"/> No <input type="checkbox"/> Yes	11.4.2.5.
		Extension of buildings of combustible construction:	<input checked="" type="checkbox"/> No <input type="checkbox"/> Yes	11.4.2.6.
11.14	Compensating Construction:	<input checked="" type="checkbox"/> No <input type="checkbox"/> Yes		11.4.3.1.
		Structural:	<input checked="" type="checkbox"/> No <input type="checkbox"/> Yes (Describe)	11.4.3.2.
		Increase in occupant load:	<input checked="" type="checkbox"/> No <input type="checkbox"/> Yes (Describe)	11.4.3.3.
		Change of major occupancy:	<input checked="" type="checkbox"/> No <input type="checkbox"/> Yes (Describe)	11.4.3.4.
		Plumbing:	<input checked="" type="checkbox"/> No <input type="checkbox"/> Yes (Describe)	11.4.3.5.
		Sewage systems:	<input checked="" type="checkbox"/> No <input type="checkbox"/> Yes (Describe)	11.4.3.6.
		Extension of buildings of combustible construction:	<input checked="" type="checkbox"/> No <input type="checkbox"/> Yes (Describe)	11.4.3.7.
11.15	Compliance Alternatives Proposed:	<input checked="" type="checkbox"/> No <input type="checkbox"/> Yes		11.5.1.
		<i>Insert additional lines as needed</i>		
11.16	Alternative Solutions			[A] 1.2.1.1., and [C] 2.1.
		<i>Insert additional lines as needed</i>		
11.17	Notes:			
		<i>Insert additional lines as needed</i>		

1 All references are to Division B of the OBC, unless preceded by [A] for Division A and [C] for Division C.

Ontario Building Code Data Matrix, Part 11  
 © Ontario Association of Architects

January 2025

CLIENT:

CITY OF OSHAWA

# 000000  
 DETAIL NUMBER SHEET WHERE DETAILED

SHADED AREA DENOTES EXISTING WALL CONSTRUCTION TO REMAIN.

INDICATES 5'-4" BARRIER FREE TURNING DIAMETER.


(N.I.C.) NOT IN THE CONTRACT

PROVIDE INDICATES SUPPLY AND INSTALL.


8	ISSUED FOR TENDER	CC	APR 29, 2026
5	REVISION	CC	FEB 20, 2026
No.	DESCRIPTION	BY.	DATE

REVISIONS

Do not scale drawings. Work to dimensions only. Contractor shall verify all measurements and report any discrepancies to the architect prior to proceeding with the work. These documents shall not be used for construction, unless signed and sealed by the Consultant. All drawings are the copyright property of the Architect.



J.R. FREETHY ARCHITECT



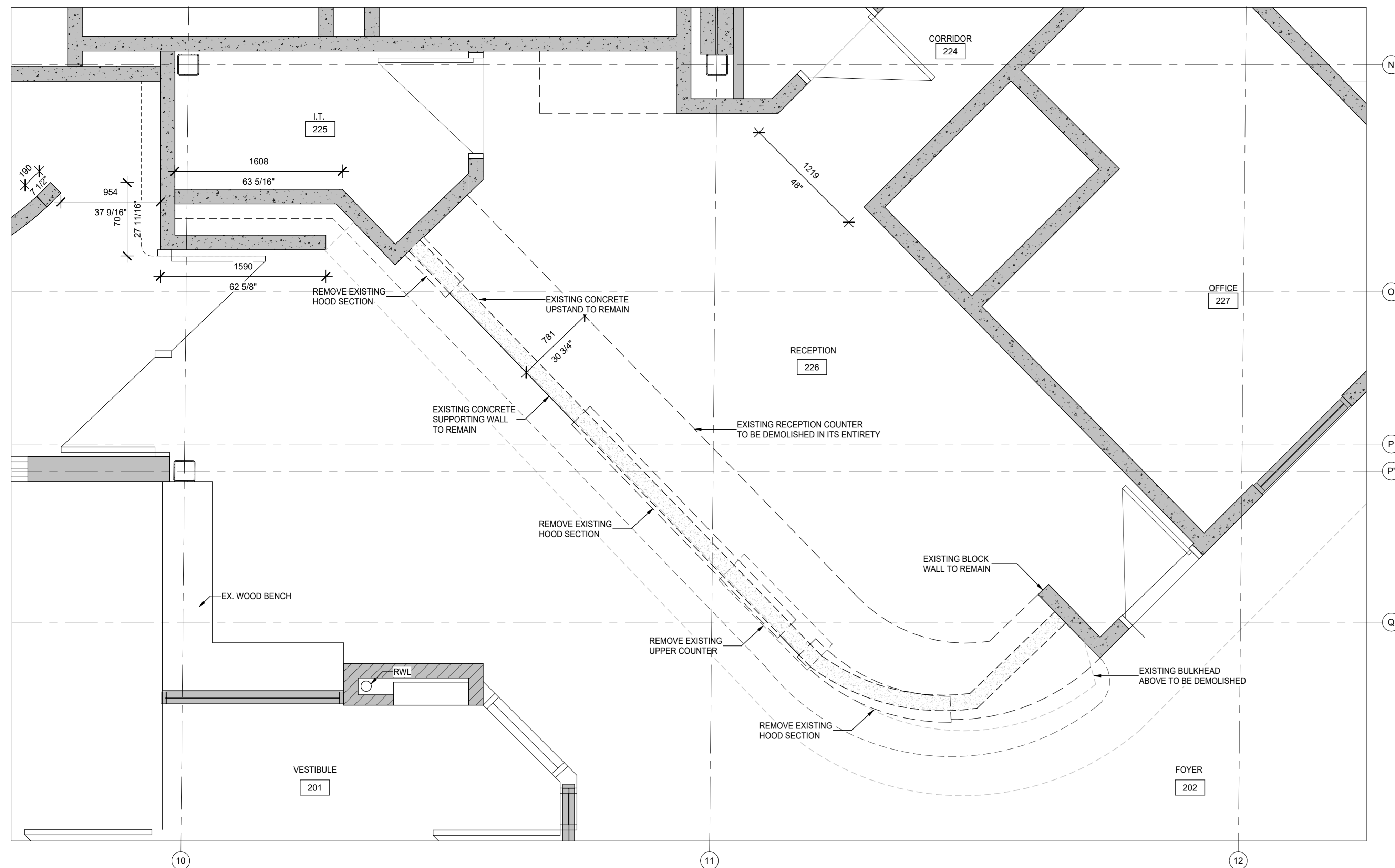
325 LAKE RD. SUITE 202  
 BOWMANVILLE, ONTARIO  
 L1C 4P8 Tel: (905) 623-7476

PROJECT:  
**SECURITY GLAZED PARTITIONS AT DONEVAN RECREATION COMPLEX**  
 171 Harmony Rd S, Oshawa, ON L1H 6T4

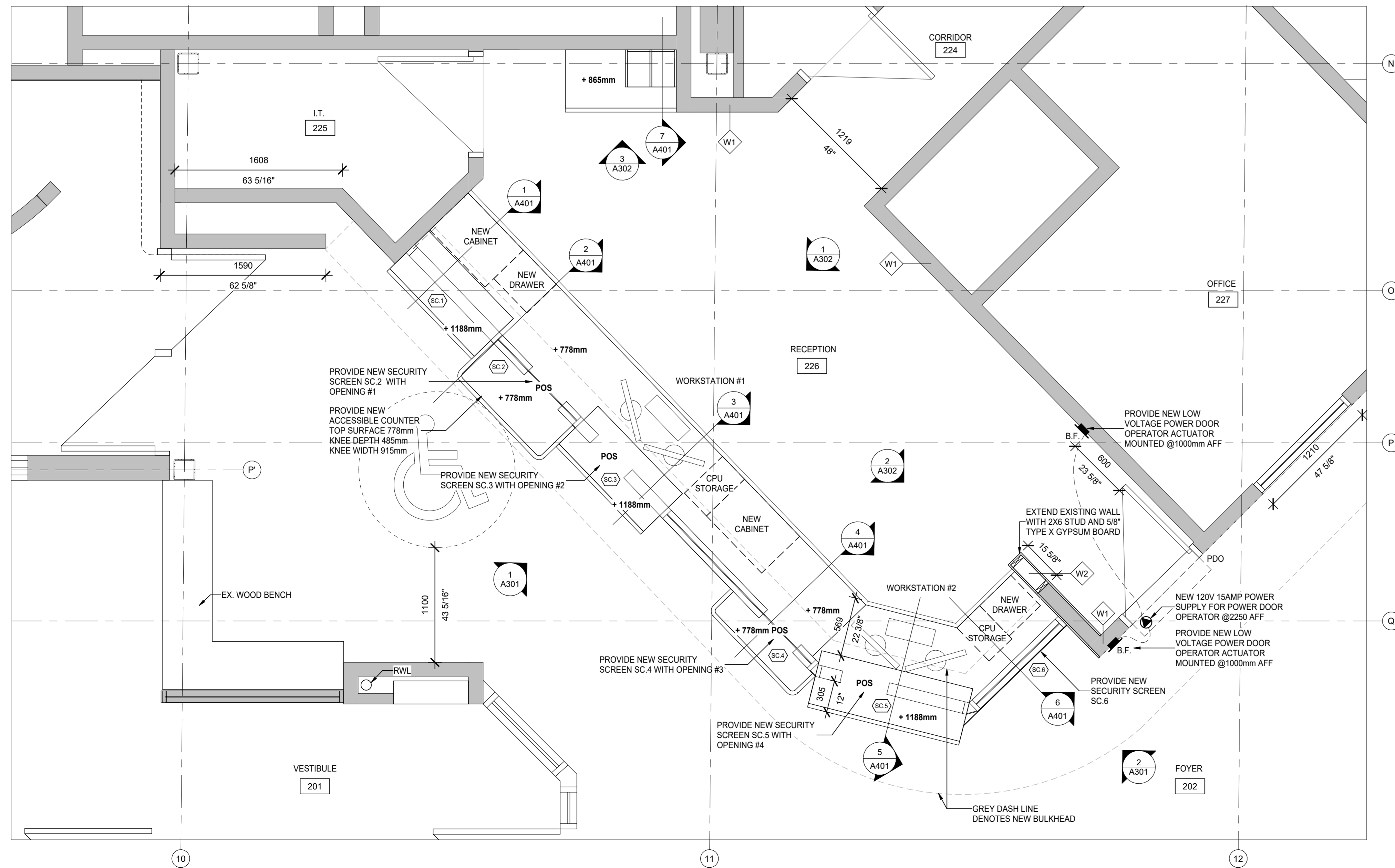
SCALE:  
 DWG. BY: CC  
 CHECKED BY: JRF  
 STATUS: ISSUED FOR TENDER  
 PLOT FACTOR: 1:1

TITLE:  
**DATA MATRIX**

PROJECT No.: 2025\_34  
 DATE: APR 29, 2026  
 DWG. No.: A101



1 DEMOLITION FLOOR PLAN  
SCALE: 1:25



2 NEW CONSTRUCTION FLOOR PLAN  
SCALE: 1:25

**SYMBOL LEGENDS - DRAWING REFERENCES & LABELS**

	ELEVATION NUMBER SHEET NUMBER LOCATION OF DRAWING		FIRE EXTINGUISHER C/W WALL BRACKET (SLB UNLESS NOTED) MOUNTED 1200mm (MAX.) A.F.F.
	SECTION NUMBER		SEMI RECESSED FIRE EXTINGUISHER MOUNTED 1200mm (MAX.) A.F.F. TO TOP OF CABINET.
	DIRECTION OF SECTION		EXISTING DOOR TO BE REMOVED
	SHEET NUMBER LOCATION OF DRAWING		EXISTING DOOR TO REMAIN
	DENOTES EX. NEW ROOM NAME & NUMBER (ROOM AREA OPTIONAL/AS REQUIRE)		NEW DOOR & FRAME
	DENOTES EX. NEW ROOM NAME & NUMBER (ROOM AREA OPTIONAL/AS REQUIRE)		EXISTING WALL TO BE DEMOLISHED
	DENOTES 1500mm Ø BARRIER-FREE TURNING CIRCLE.		FLOOR DRAIN
	DENOTES WALL TYPES		MASONRY CONTROL JOINT
	DENOTES GENERAL NOTE		SPRINKLER HEAD
	DENOTES DOOR NUMBER		FORCE FLOW HEATER
			MILLWORK UNIT (N.I.C.)
			GYPSUM WALL BOARD
			NOT IN CONTRACT

**WALL TYPE**


	140mm CONCRETE BLOCK WALL
	5/8" TYPE X GYPSUM BOARD 2X6 2" X 4" NO.1 SPF WOOD STUDS @ 16" O/C 5/8" TYPE X GYPSUM BOARD

CLIENT:  
**CITY OF OSHAWA**


#	DETAIL NUMBER	
AM#	SHEET WHERE DETAILED	
	SHADED AREA DENOTES EXISTING WALL CONSTRUCTION TO REMAIN.	
	INDICATES 5'-4" BARRIER FREE TURNING DIAMETER.	
(N.I.C.)	NOT IN THE CONTRACT	
PROVIDE	INDICATES SUPPLY AND INSTALL.	

8	ISSUED FOR TENDER	CC	APR 29, 2026
7	REVISION	CC	APR 9, 2026
6	CLIENT REVIEW	CC	MAR 04, 2026
5	REVISION	CC	FEB 20, 2026
3	CLIENT REVIEW	CC	NOV 20, 2025
1	PRELIMINARY	CC	NOV 12, 2025
No.	DESCRIPTION	BY.	DATE

Do not scale drawings. Work to dimensions only. Contractor shall verify all measurements and report any discrepancies to the architect prior to proceeding with the work. These documents shall not be used for construction, unless signed and sealed by the Consultant. All drawings are the copyright property of the Architect.  
© 2026



J.R. FREETHY ARCHITECT



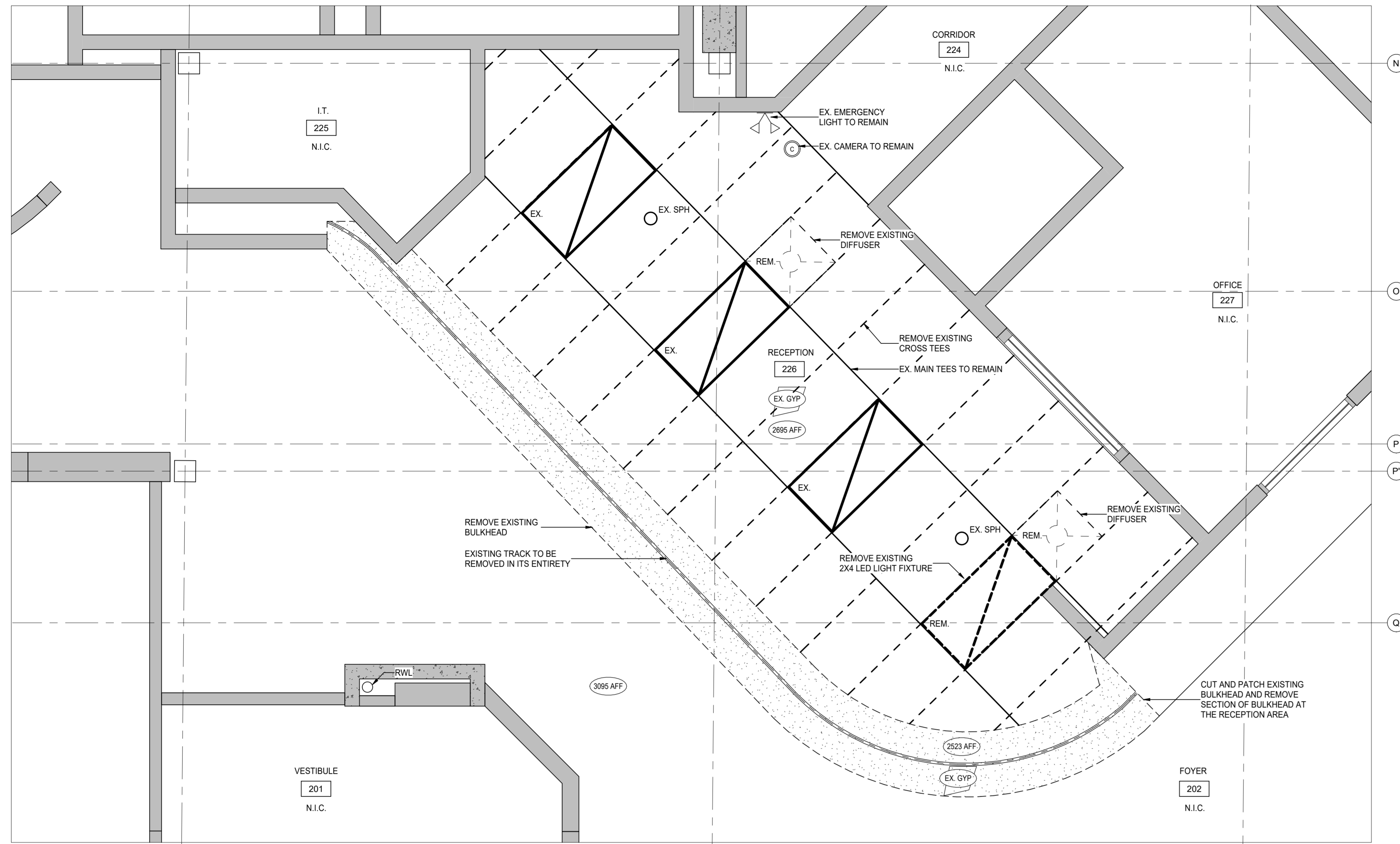
325 LAKE RD. SUITE 202  
BOWMANVILLE, ONTARIO  
L1C 4P8 Tel: (905) 623-7476

PROJECT:  
**SECURITY GLAZED PARTITIONS AT DONEVAN RECREATION COMPLEX**  
171 Harmony Rd S, Oshawa, ON L1H 6T4

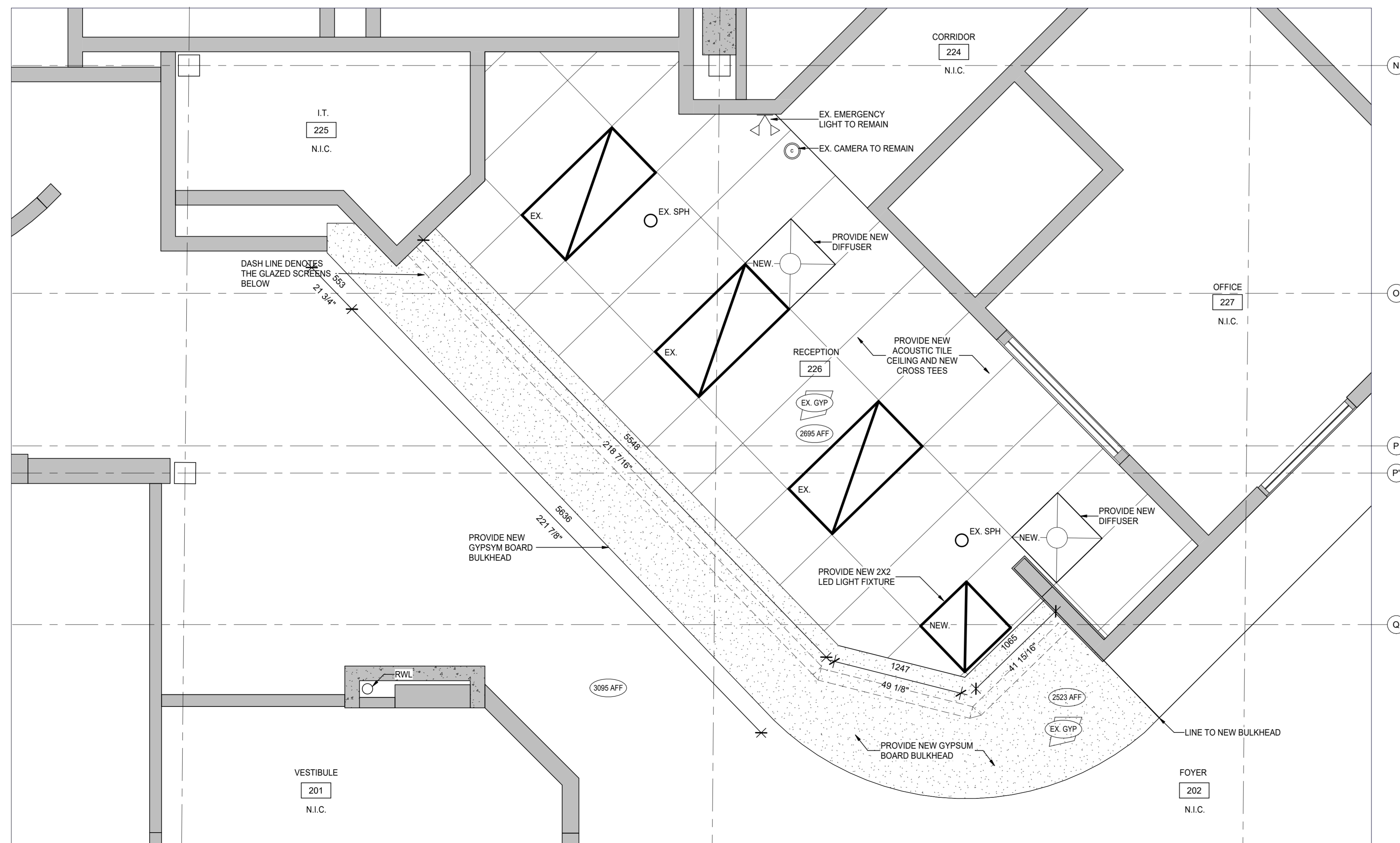
SCALE:	As indicated
DWG. BY:	CC
CHECKED BY:	JRF
STATUS:	ISSUED FOR TENDER
PLOT FACTOR:	1:1

TITLE:  
**FLOOR PLAN**

PROJECT No.:	2025_34	DWG. No.:	A201
DATE:	APR 29, 2026		



1 DEMOLITION CEILING PLAN  
SCALE: 1 : 25



2 REFLECTED CEILING PLAN  
SCALE: 1 : 25

SYMBOL LEGENDS - DRAWING REFERENCES & LABELS			
	ELEVATION NUMBER		FIRE EXTINGUISHER C/W WALL BRACKET (5LB UNLESS NOTED) MOUNTED 1200mm (MAX.) A.F.F.
	SHEET NUMBER LOCATION OF DRAWING		SEMI RECESSED FIRE EXTINGUISHER MOUNTED 1200mm (MAX.) A.F.F. TO TOP OF CABINET.
	SECTION NUMBER		EXISTING DOOR TO BE REMOVED
	DIRECTION OF SECTION		EXISTING DOOR TO REMAIN
	SHEET NUMBER LOCATION OF DRAWING		NEW DOOR & FRAME
	DENOTES EX. NEW ROOM NAME & NUMBER (ROOM AREA OPTIONAL/AS REQUIRE)		EXISTING WALL TO BE DEMOLISHED
	DENOTES 1500mm Ø BARRIER-FREE TURNING CIRCLE.		FLOOR DRAIN
	DENOTES WALL TYPES		MASONRY CONTROL JOINT
	DENOTES GENERAL NOTE		SPRINKLER HEAD
	DENOTES DOOR NUMBER		FORCE FLOW HEATER
			MILLWORK UNIT (N.I.C.)
			GYPSUM WALL BOARD
			N.I.C. NOT IN CONTRACT

CLIENT:

CITY OF OSHAWA

#	DETAIL NUMBER	SHEET WHERE DETAILED
AMM		

SHADED AREA DENOTES EXISTING WALL CONSTRUCTION TO REMAIN.


INDICATES 5'-4" BARRIER FREE TURNING DIAMETER.

(N.I.C.) NOT IN THE CONTRACT


PROVIDE INDICATES SUPPLY AND INSTALL.

No.	DESCRIPTION	BY.	DATE
8	ISSUED FOR TENDER	CC	APR 29, 2026
7	REVISION	CC	APR 9, 2026
6	CLIENT REVIEW	CC	MAR 04, 2026
5	REVISION	CC	FEB 20, 2026
3	CLIENT REVIEW	CC	NOV 20, 2025
1	PRELIMINARY	CC	NOV 12, 2025

Do not scale drawings. Work to dimensions only. Contractor shall verify all measurements and report any discrepancies to the architect prior to proceeding with the work. These documents shall not be used for construction, unless signed and sealed by the Consultant. All drawings are the copyright property of the Architect.



J.R. FREETHY ARCHITECT



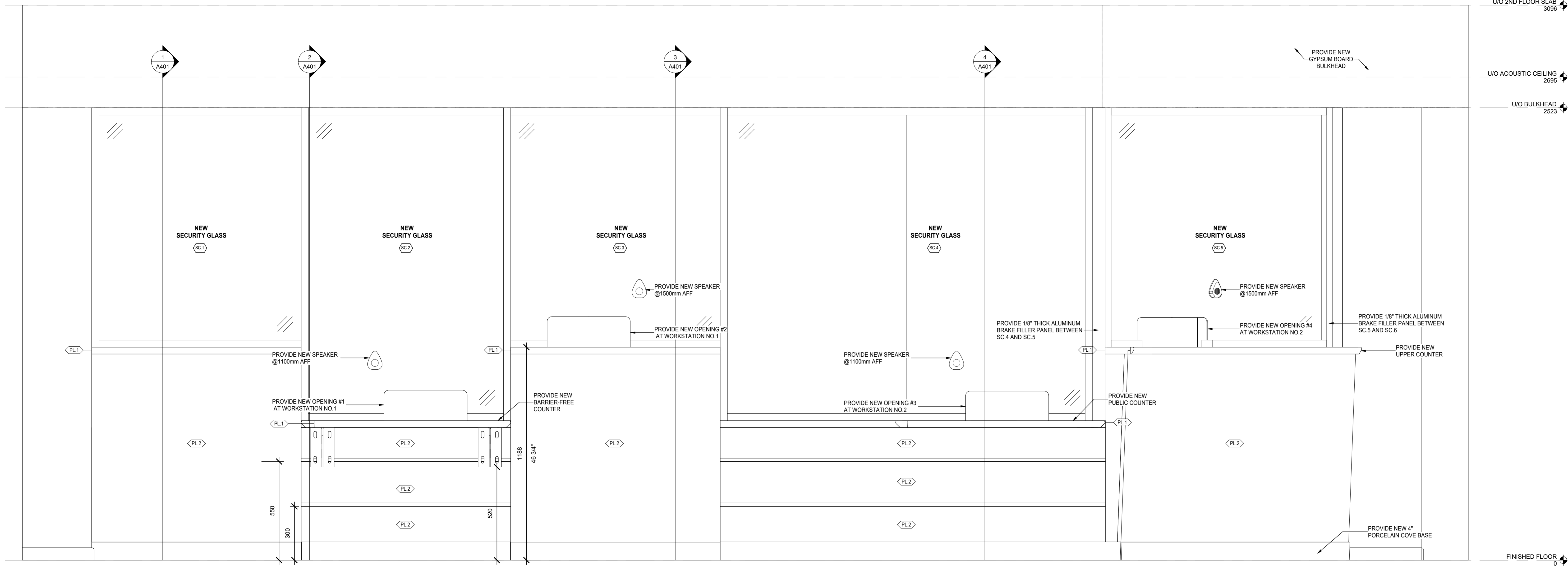
325 LAKE RD. SUITE 202  
BOWMANVILLE, ONTARIO  
L1C 4P8 Tel: (905) 623-7476

PROJECT:  
**SECURITY GLAZED PARTITIONS AT DONEVAN RECREATION COMPLEX**  
171 Harmony Rd S, Oshawa, ON L1H 6T4

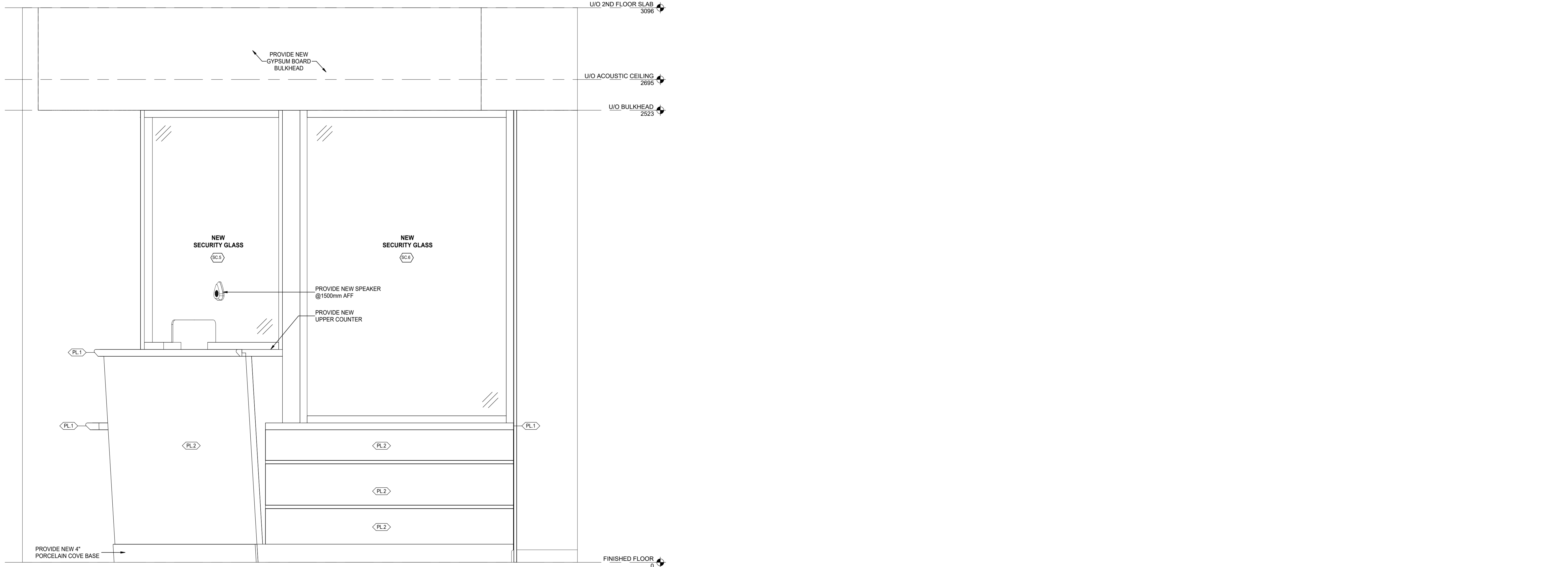
SCALE:	As indicated
DWG. BY:	CC
CHECKED BY:	JRF
STATUS:	ISSUED FOR TENDER
PLOT FACTOR:	1:1

TITLE:  
**CEILING PLAN**

PROJECT No.:	2025_34	DWG. No.:	A202
DATE:	APR 29, 2026		



1 INTERIOR ELEVATION - PUBLIC SIDE  
SCALE: 1:10



2 INTERIOR ELEVATION - PUBLIC SIDE - CORNER  
SCALE: 1:10


CLIENT:

CITY OF OSHAWA

- # DETAIL NUMBER  
A### SHEET WHERE DETAILED
- SHADED AREA DENOTES EXISTING WALL CONSTRUCTION TO REMAIN.
- INDICATES 5'-4" BARRIER FREE TURNING DIAMETER.
- (N.I.C.) NOT IN THE CONTRACT
- PROVIDE INDICATES SUPPLY AND INSTALL.

No.	DESCRIPTION	BY.	DATE
8	ISSUED FOR TENDER	CC	APR 29, 2026
7	REVISION	CC	APR 9, 2026
6	CLIENT REVIEW	CC	MAR 04, 2026
5	REVISION	CC	FEB 20, 2026
3	CLIENT REVIEW	CC	NOV 20, 2025
2	PRELIMINARY	CC	NOV 18, 2025
1	PRELIMINARY	CC	NOV 12, 2025

Do not scale drawings. Work to dimensions only. Contractor shall verify all measurements and report any discrepancies to the architect prior to proceeding with the work. These documents shall not be used for construction, unless signed and sealed by the Consultant. All drawings are the copyright property of the Architect.



J.R. FREETHY ARCHITECT

325 LAKE RD. SUITE 202  
BOWMANVILLE, ONTARIO  
L1C 4P8 Tel: (905) 623-7476

PROJECT:  
**SECURITY GLAZED PARTITIONS AT DONEVAN RECREATION COMPLEX**  
171 Harmony Rd S, Oshawa, ON L1H 6T4

SCALE: 1:10  
DWG. BY: CC  
CHECKED BY: JRF  
STATUS: ISSUED FOR TENDER  
PLOT FACTOR: 1:1

TITLE:  
**INTERIOR ELEVATIONS - PUBLIC SIDE**

PROJECT No.: 2025\_34  
DATE: APR 29, 2026  
DWG. No.: **A301**

CLIENT:

CITY OF OSHAWA

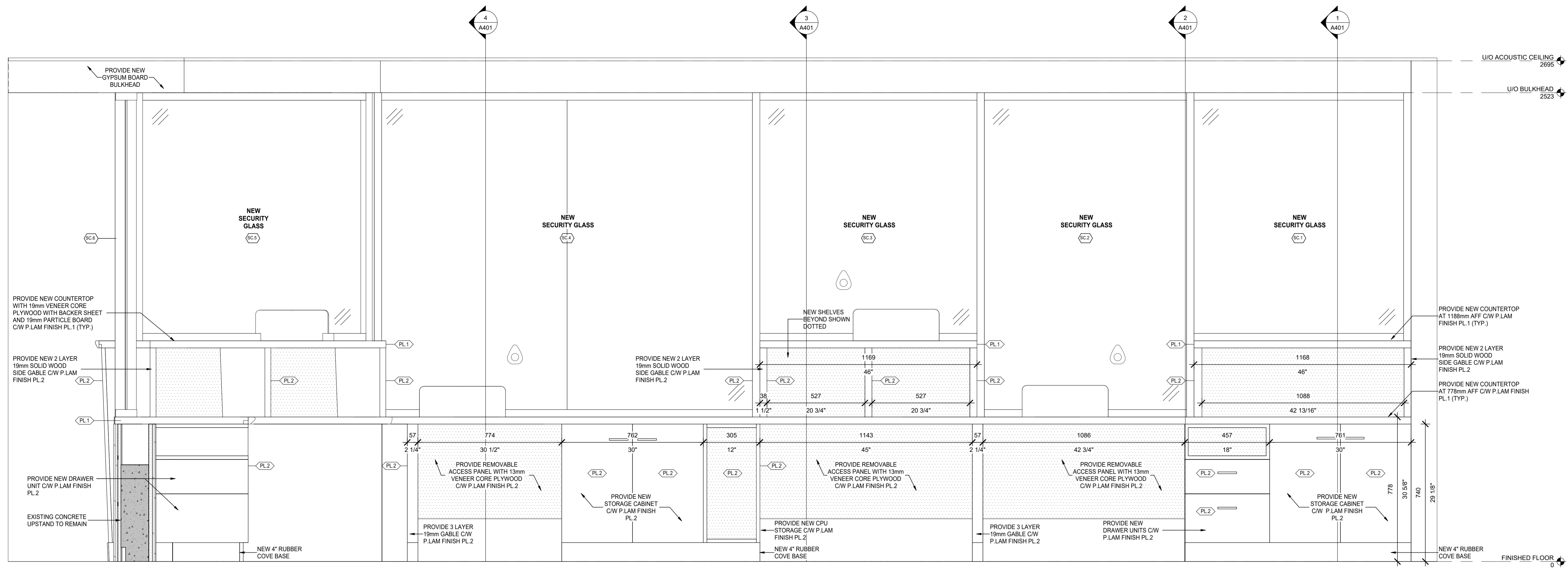
# DETAIL NUMBER  
A302 SHEET WHERE DETAILED

SHADED AREA DENOTES EXISTING WALL CONSTRUCTION TO REMAIN.

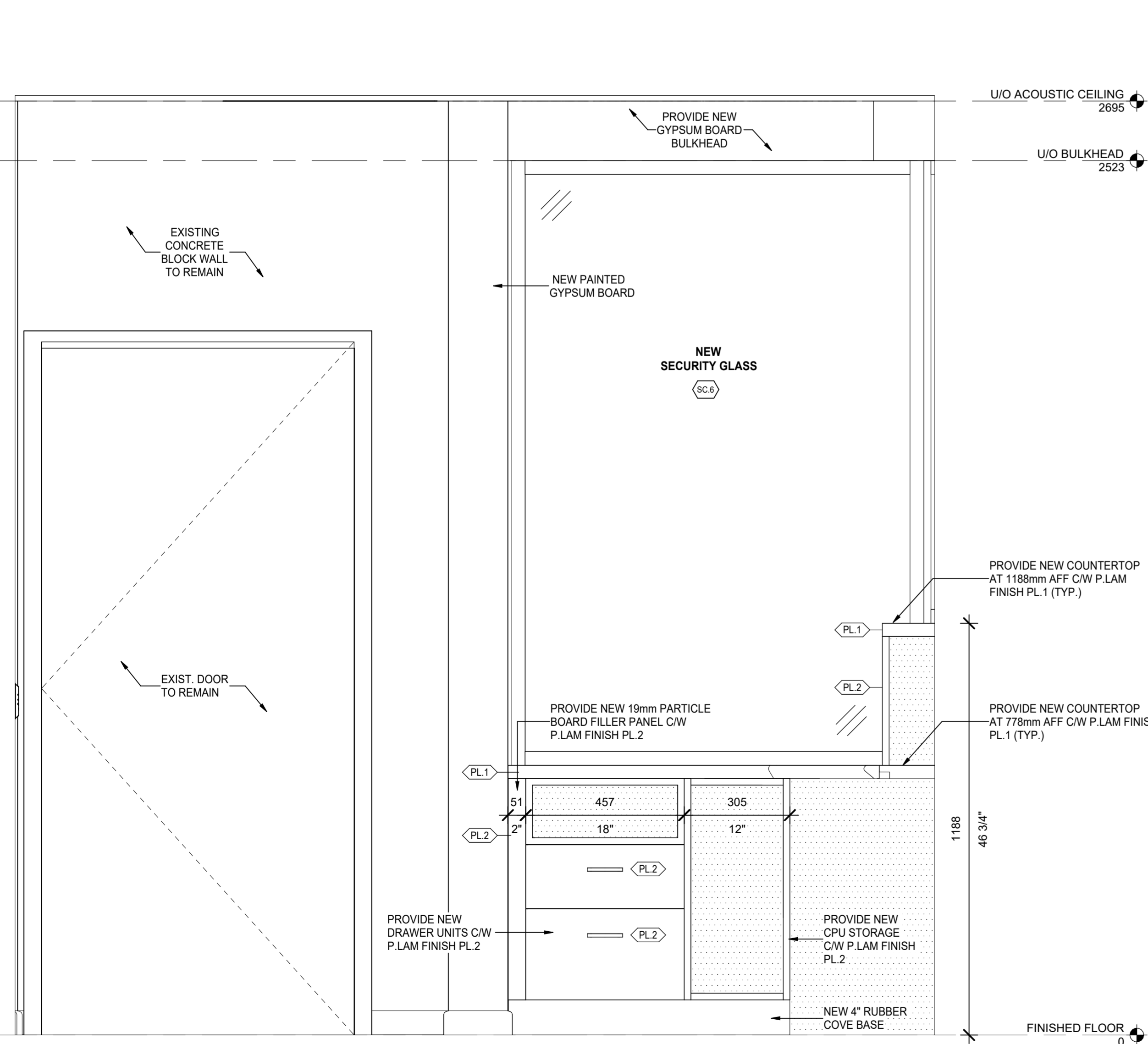
INDICATES 5-4" BARRIER FREE TURNING DIAMETER.

(N.I.C.) NOT IN THE CONTRACT

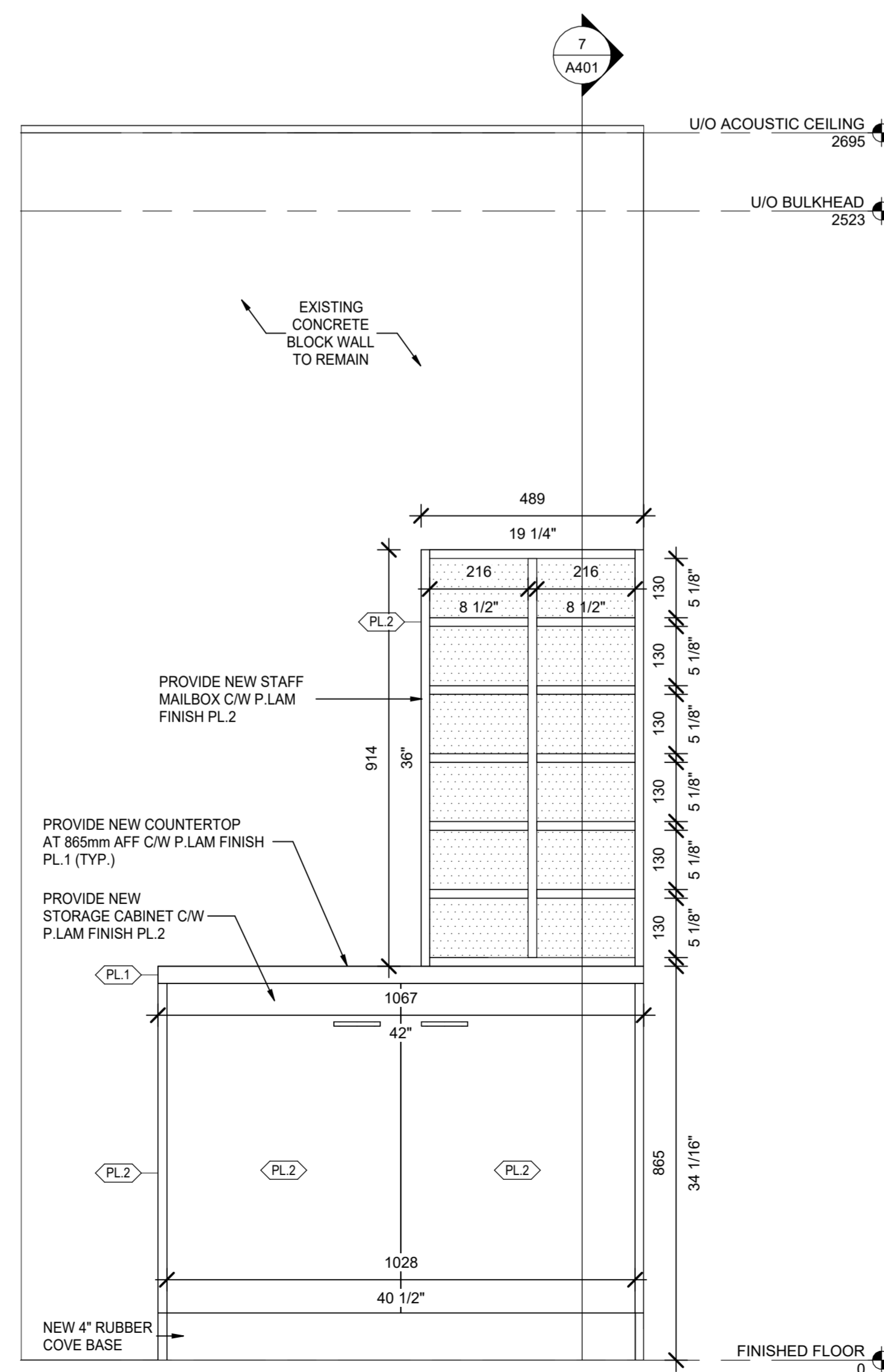
PROVIDE INDICATES SUPPLY AND INSTALL.



1 INTERIOR ELEVATION - STAFF SIDE - 2 WORK STATIONS  
SCALE: 1:10



2 INTERIOR ELEVATION - STAFF SIDE - SE CORNER  
SCALE: 1:10




3 INTERIOR ELEVATION - STAFF SIDE - NEW STAFF MAILBOX  
SCALE: 1:10

8	ISSUED FOR TENDER	CC	APR 29, 2026
7	REVISION	CC	APR 9, 2026
6	CLIENT REVIEW	CC	MAR 04, 2026
5	REVISION	CC	FEB 20, 2026
3	CLIENT REVIEW	CC	NOV 20, 2025
2	PRELIMINARY	CC	NOV 18, 2025
No.	DESCRIPTION	BY.	DATE


REVISIONS

Do not scale drawings. Work to dimensions only. Contractor shall verify all measurements and report any discrepancies to the architect prior to proceeding with the work. These documents shall not be used for construction, unless signed and sealed by the Consultant. All drawings are the copyright property of the Architect.

© 2026



J.R. FREETHY ARCHITECT



325 LAKE RD. SUITE 202  
BOWMANVILLE, ONTARIO  
L1C 4P8 Tel: (905) 623-7476

PROJECT:

**SECURITY GLAZED PARTITIONS AT DONEVAN RECREATION COMPLEX**

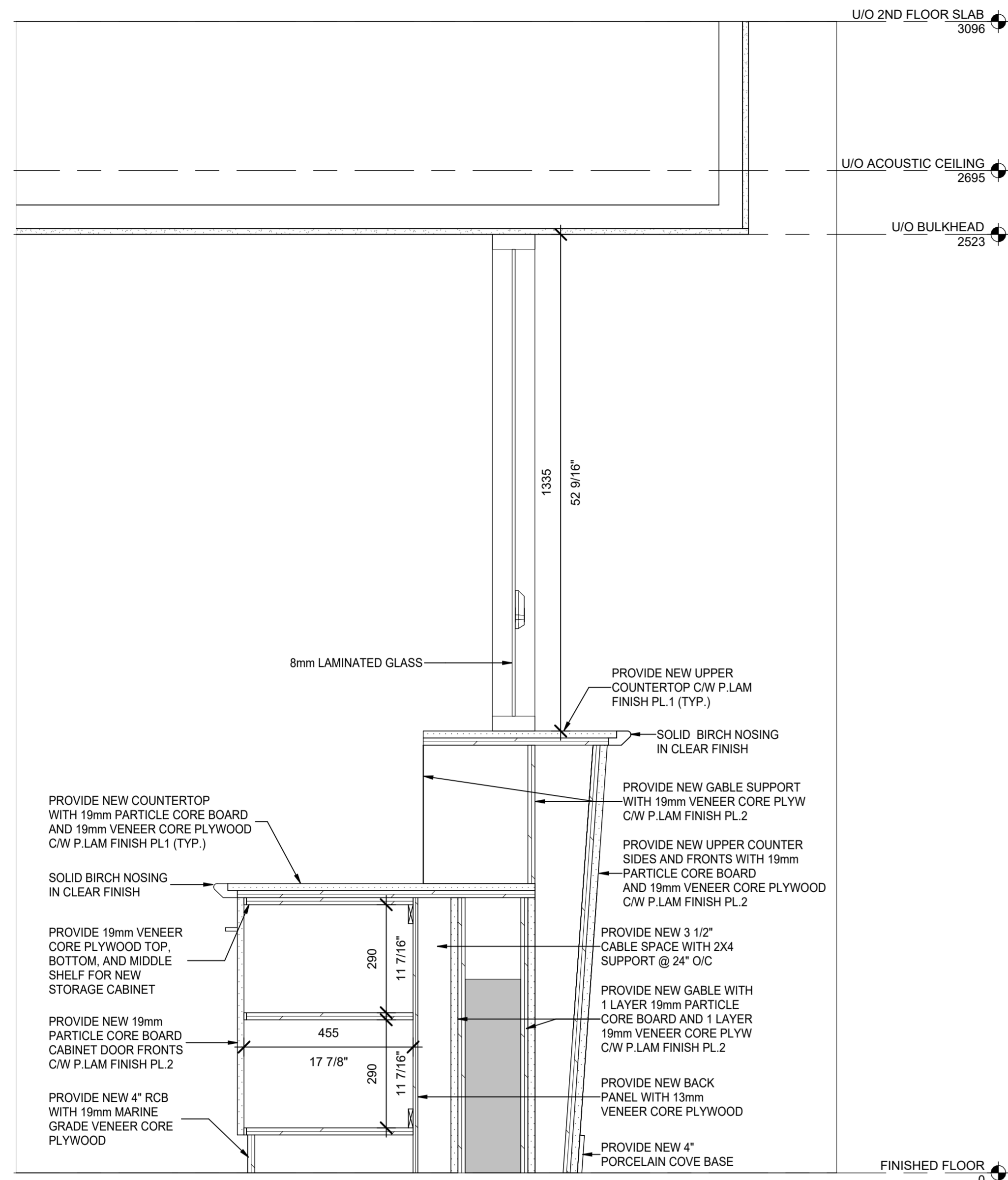
171 Harmony Rd S, Oshawa, ON L1H 6T4

SCALE: 1:10  
 DWG. BY: CC  
 CHECKED BY: JRF  
 STATUS: ISSUED FOR TENDER  
 PLOT FACTOR: 1:1

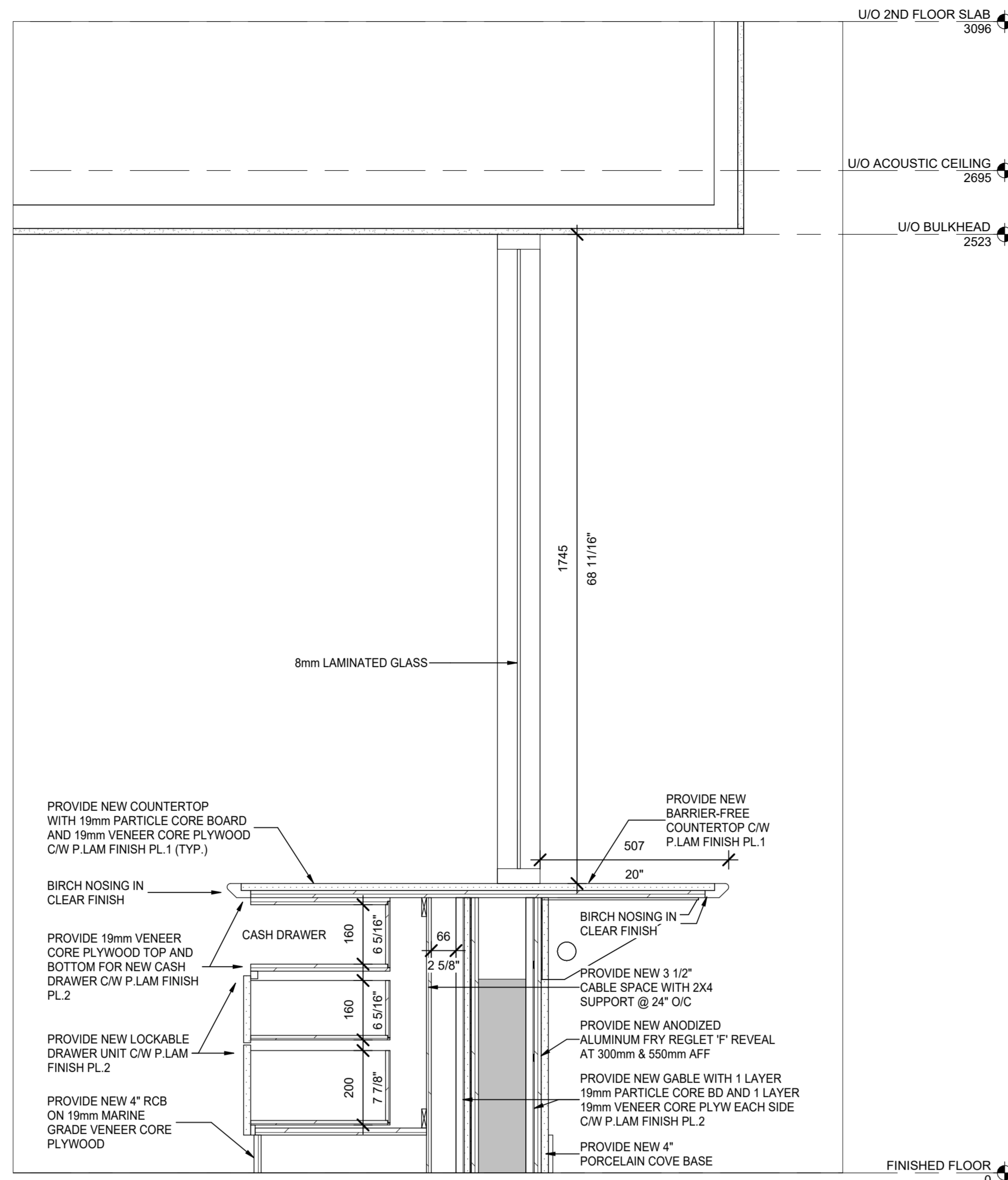
TITLE:

**INTERIOR ELEVATIONS - STAFF SIDE**

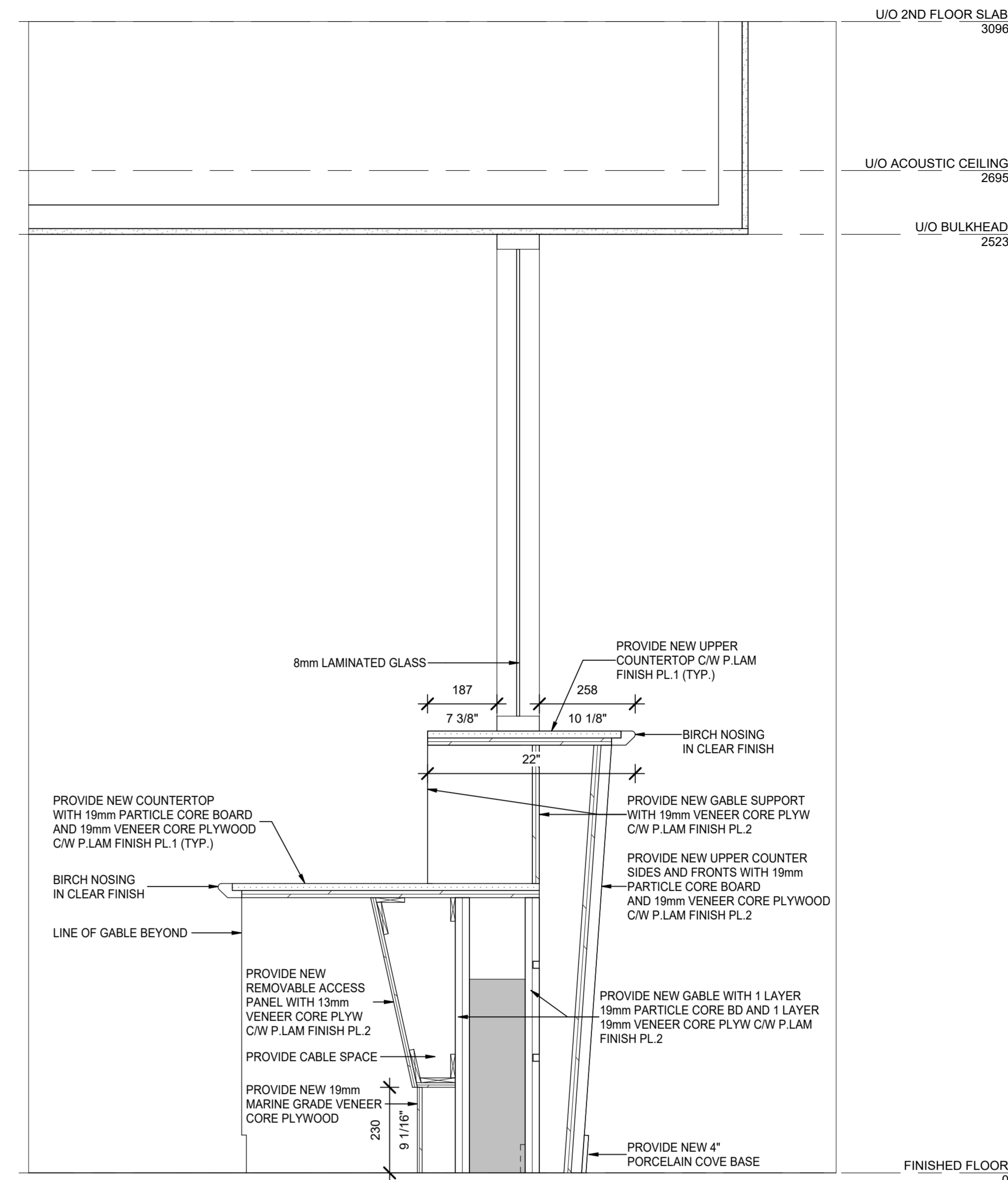
PROJECT No.: 2025\_34  
 DATE: APR 29, 2026  
 DWG. No.: **A302**



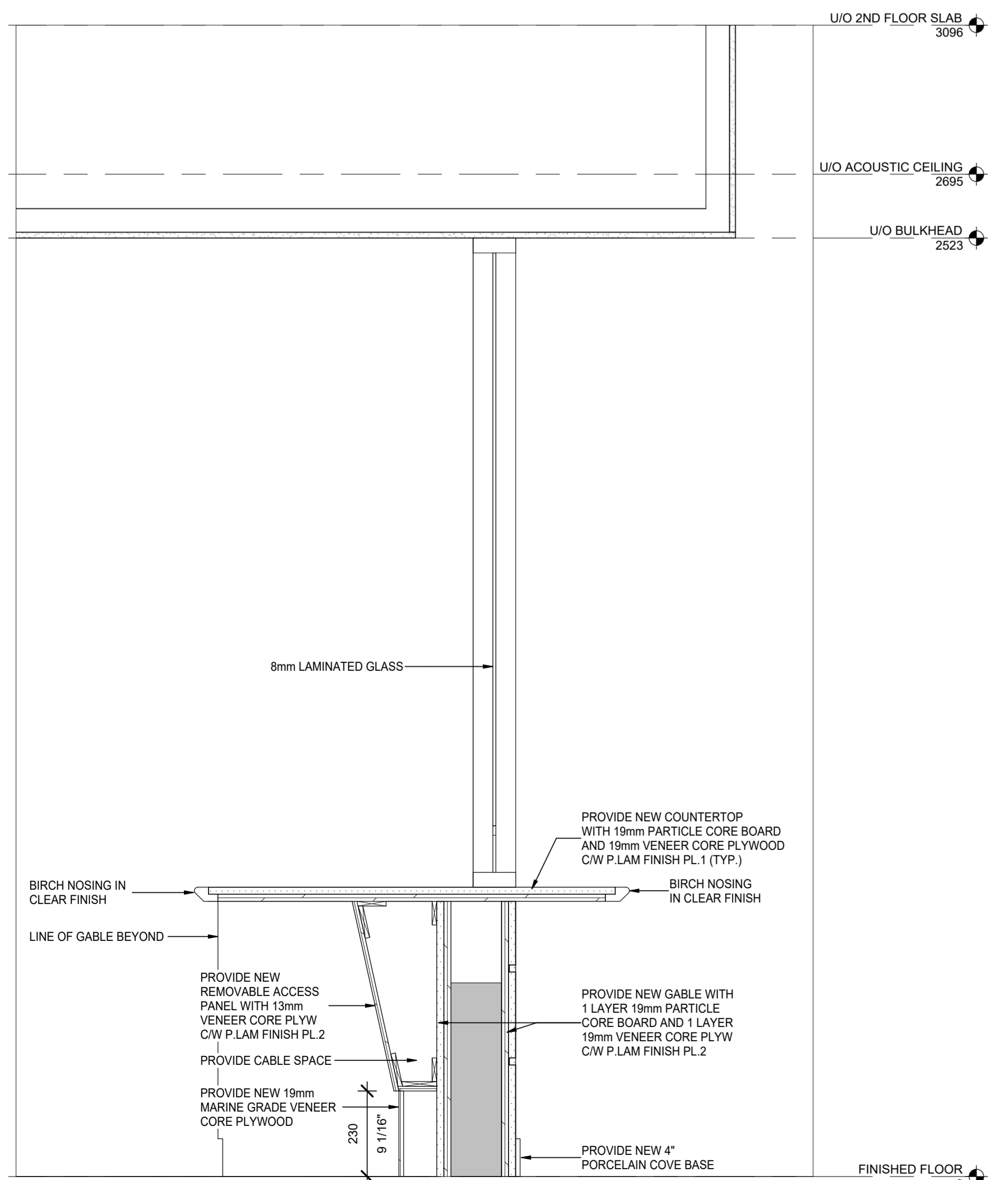
1 SECTION - STORAGE CABINET AT WORK STATION #1  
A401 SCALE: 1:10



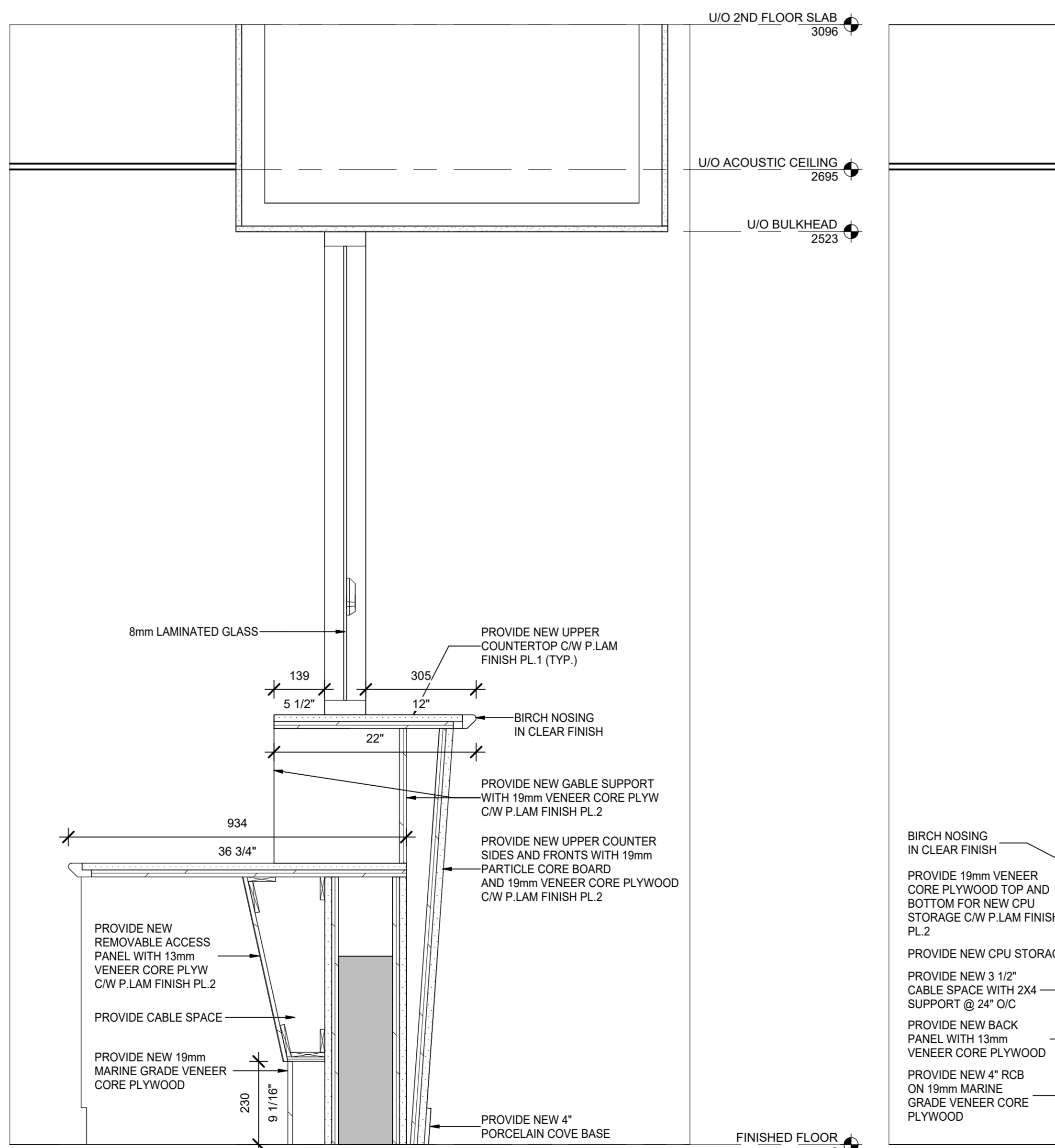
2 SECTION - CASH DRAWER AND BARRIER-FREE COUNTER AT WORK STATION #1  
A401 SCALE: 1:10



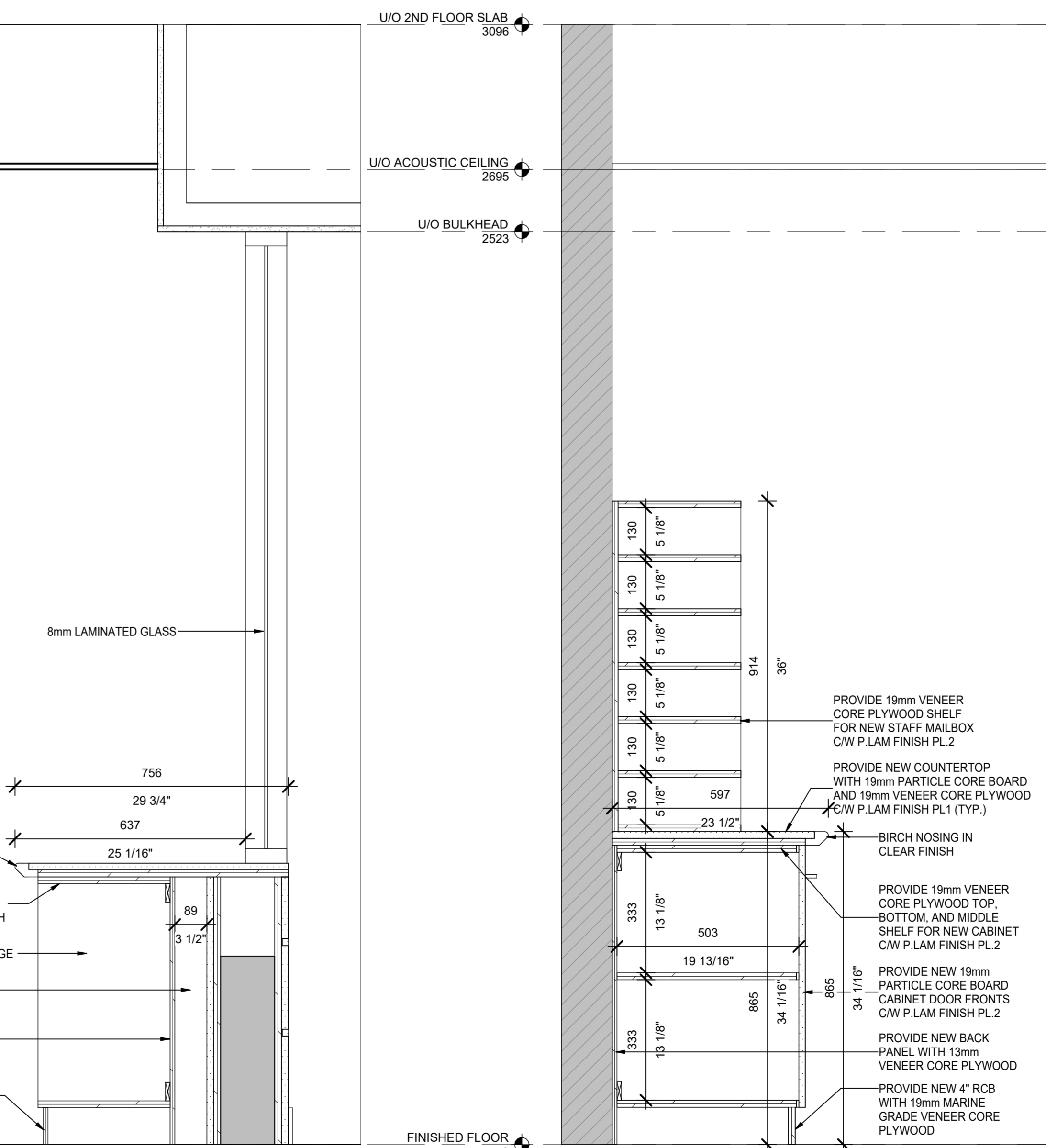
3 SECTION - UPPER COUNTER AT WORK STATION #1  
A401 SCALE: 1:10




4 SECTION - PUBLIC COUNTER AT WORK STATION #2  
A401 SCALE: 1:10



5 SECTION - UPPER COUNTER AT WORK STATION #2  
A401 SCALE: 1:10



6 SECTION - CPU STORAGE AT WORK STATION #2  
A401 SCALE: 1:10



7 SECTION - STAFF MAILBOX AT ADDITIONAL STORAGE COUNTER  
A401 SCALE: 1:10

CLIENT:

CITY OF OSHAWA


- # DETAIL NUMBER SHEET WHERE DETAILED
- AMM SHADED AREA DENOTES EXISTING WALL CONSTRUCTION TO REMAIN.
- INDICATES 5-4" BARRIER FREE TURNING DIAMETER.
- (N.I.C.) NOT IN THE CONTRACT
- PROVIDE INDICATES SUPPLY AND INSTALL.

No.	DESCRIPTION	BY.	DATE
8	ISSUED FOR TENDER	CC	APR 29, 2026
7	REVISION	CC	APR 9, 2026
6	CLIENT REVIEW	CC	MAR 04, 2026
5	REVISION	CC	FEB 20, 2026

Do not scale drawings. Work to dimensions only. Contractor shall verify all measurements and report any discrepancies to the architect prior to proceeding with the work. These documents shall not be used for construction, unless signed and sealed by the Consultant. All drawings are the copyright property of the Architect.



J.R. FREETHY ARCHITECT



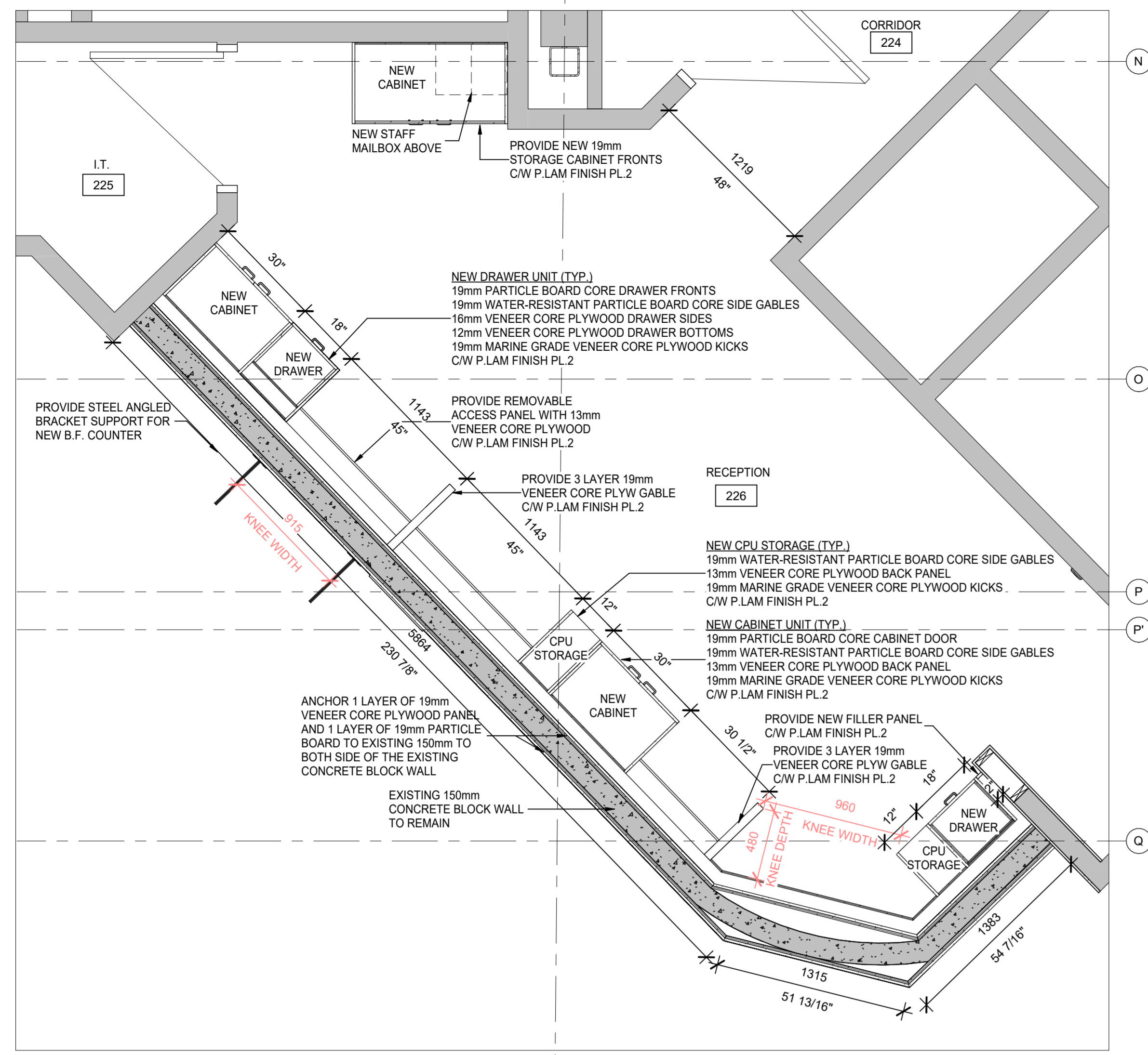
325 LAKE RD. SUITE 202  
BOWMANVILLE, ONTARIO  
L1C 4P8 Tel: (905) 623-7476

PROJECT:  
**SECURITY GLAZED PARTITIONS AT DONEVAN RECREATION COMPLEX**  
171 Harmony Rd S, Oshawa, ON L1H 6T4

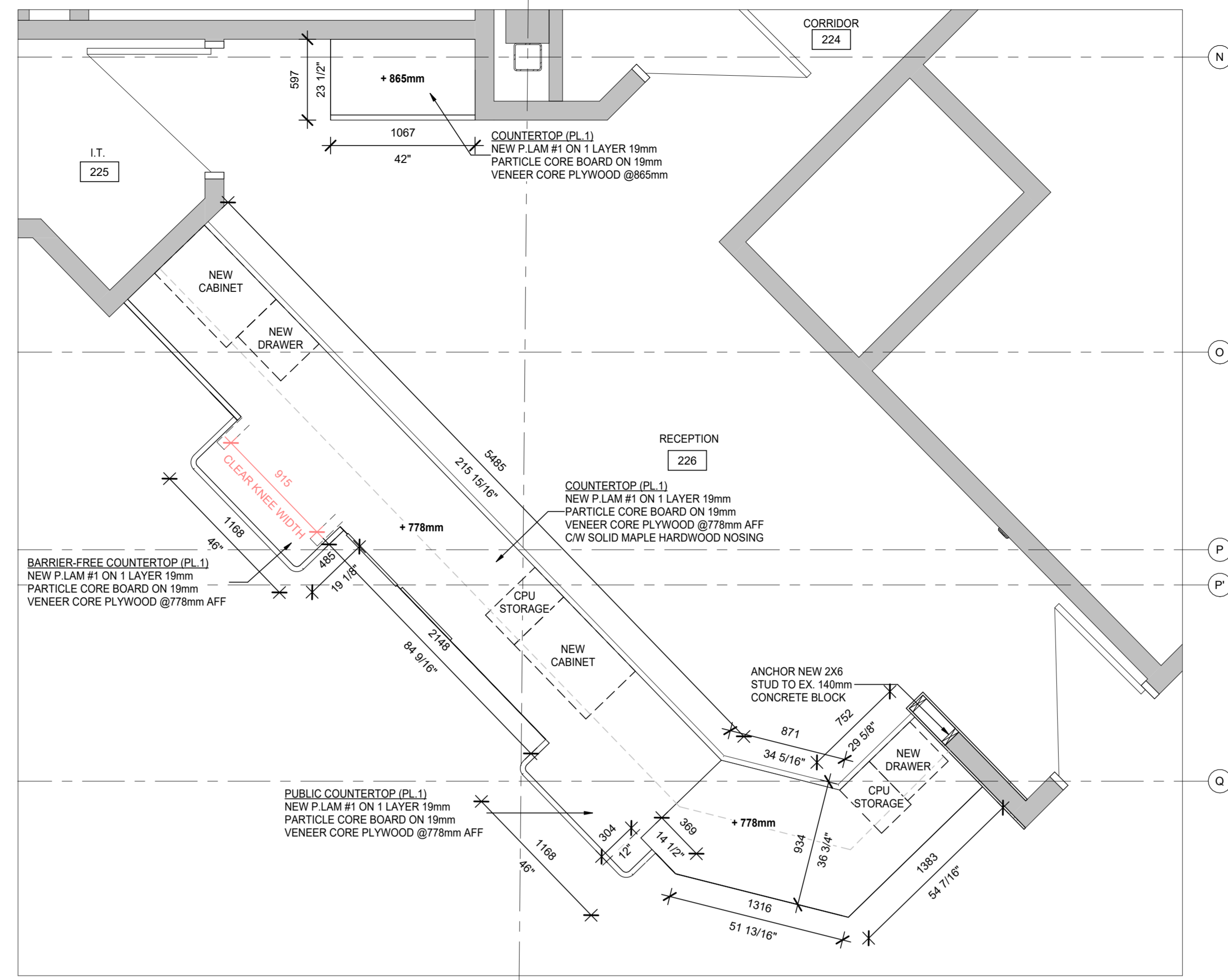
SCALE: 1:10  
DWG. BY: CC  
CHECKED BY: JRF  
STATUS: ISSUED FOR TENDER  
PLOT FACTOR: 1:1

TITLE:  
**MILLWORK CROSS-SECTION**

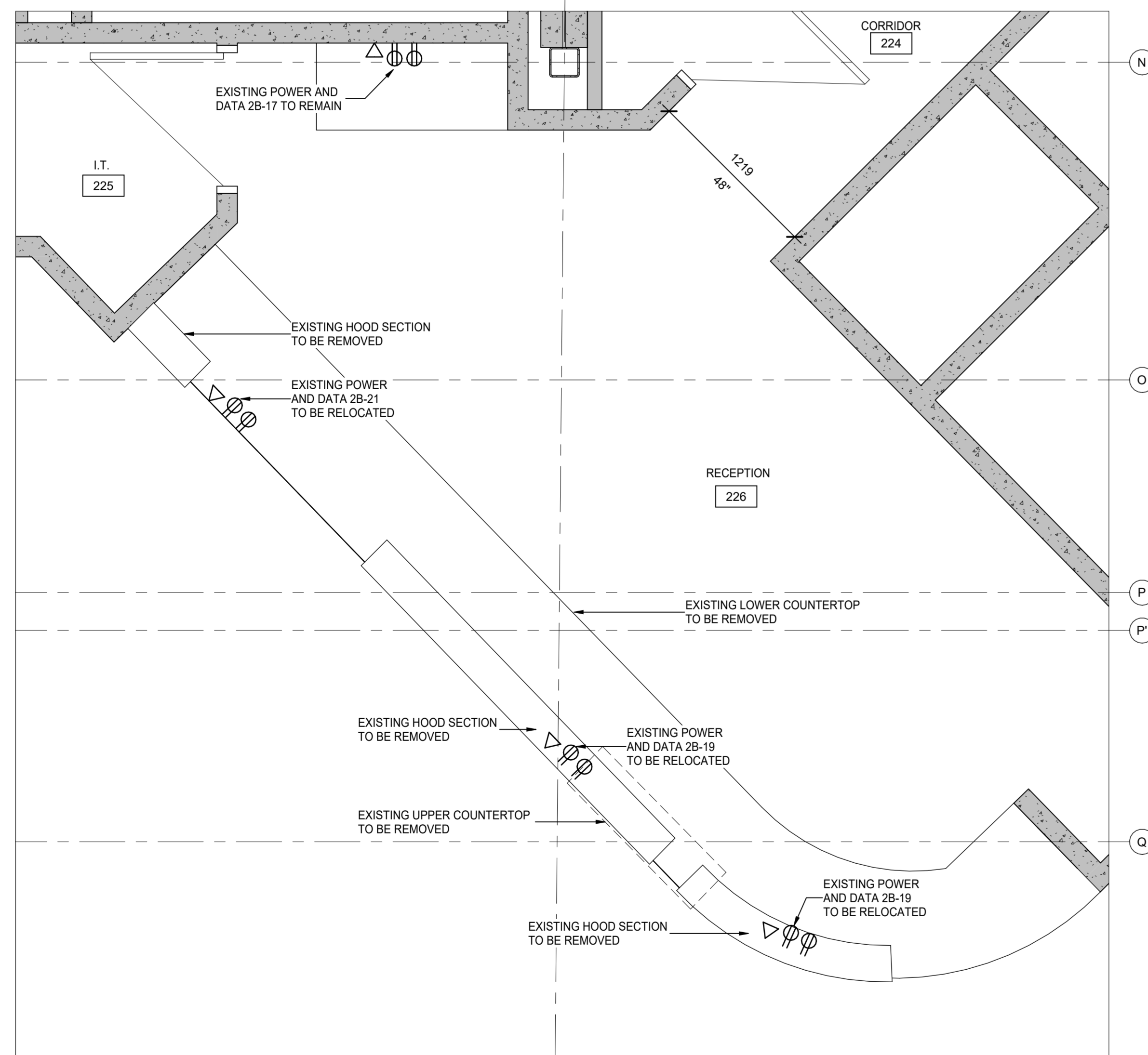
PROJECT No.: 2025\_34  
DATE: APR 29, 2026  
DWG. No.: **A401**



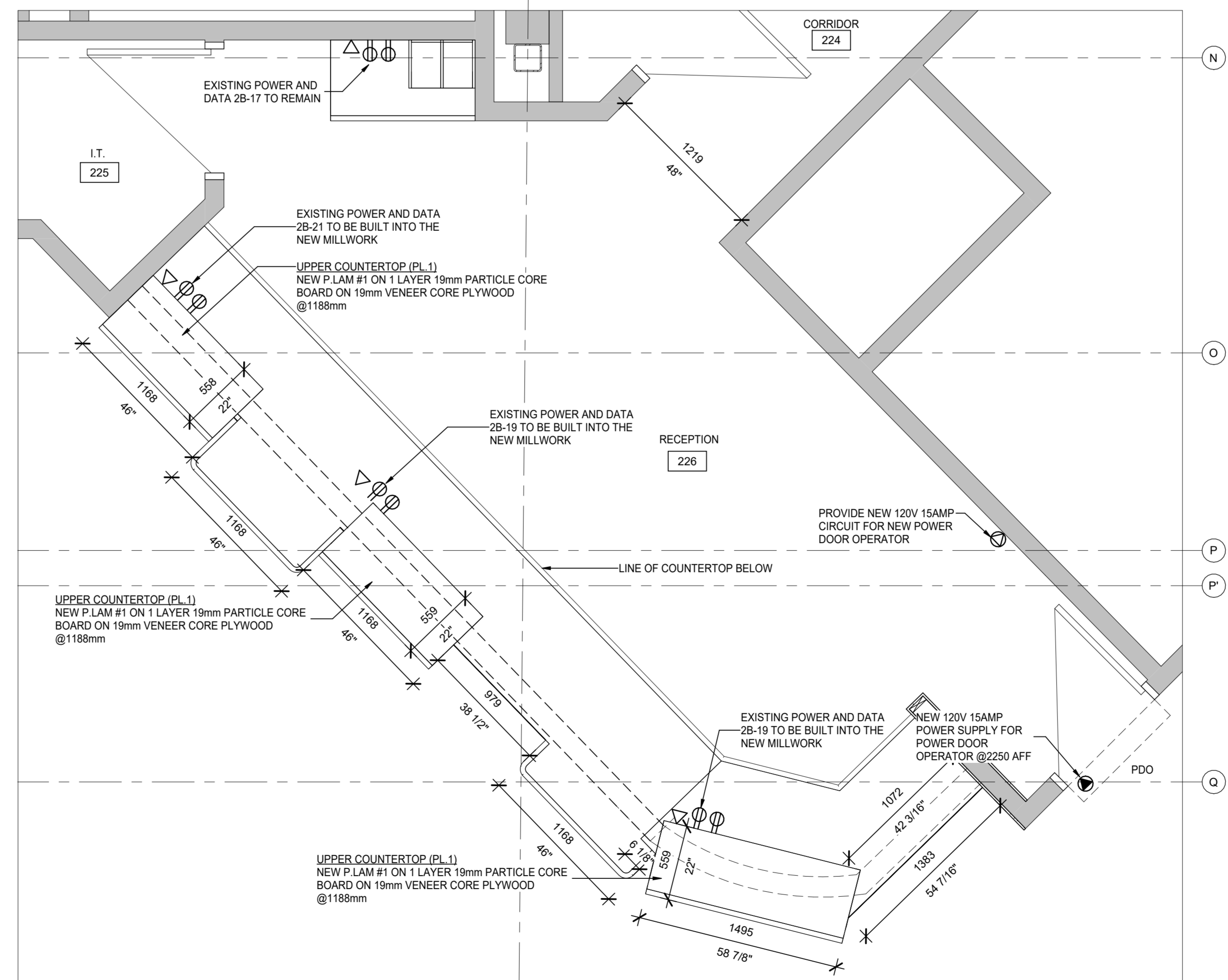
1 MILLWORK PLAN  
SCALE: 1:25



2 COUNTERTOP PLAN  
SCALE: 1:25



3 EXISTING COUNTERTOP PLAN  
SCALE: 1:25



4 UPPER COUNTERTOP PLAN  
SCALE: 1:25


CLIENT:

CITY OF OSHAWA


- # DETAIL NUMBER  
A402 SHEET WHERE DETAILED
- SHADED AREA DENOTES EXISTING WALL CONSTRUCTION TO REMAIN.
- INDICATES 5'-4" BARRIER FREE TURNING DIAMETER.
- (N.I.C.) NOT IN THE CONTRACT
- PROVIDE INDICATES SUPPLY AND INSTALL.

8	ISSUED FOR TENDER	CC	APR 29, 2026
7	REVISION	CC	APR 9, 2026
6	CLIENT REVIEW	CC	MAR 04, 2026
5	REVISION	CC	FEB 20, 2026
4	CLIENT REVIEW	CC	FEB 12, 2026
No.	DESCRIPTION	BY.	DATE

Do not scale drawings. Work to dimensions only. Contractor shall verify all measurements and report any discrepancies to the architect prior to proceeding with the work. These documents shall not be used for construction, unless signed and sealed by the Consultant. All drawings are the copyright property of the Architect.



J.R. FREETHY ARCHITECT



325 LAKE RD. SUITE 202  
BOWMANVILLE, ONTARIO  
L1C 4P8 Tel: (905) 623-7476

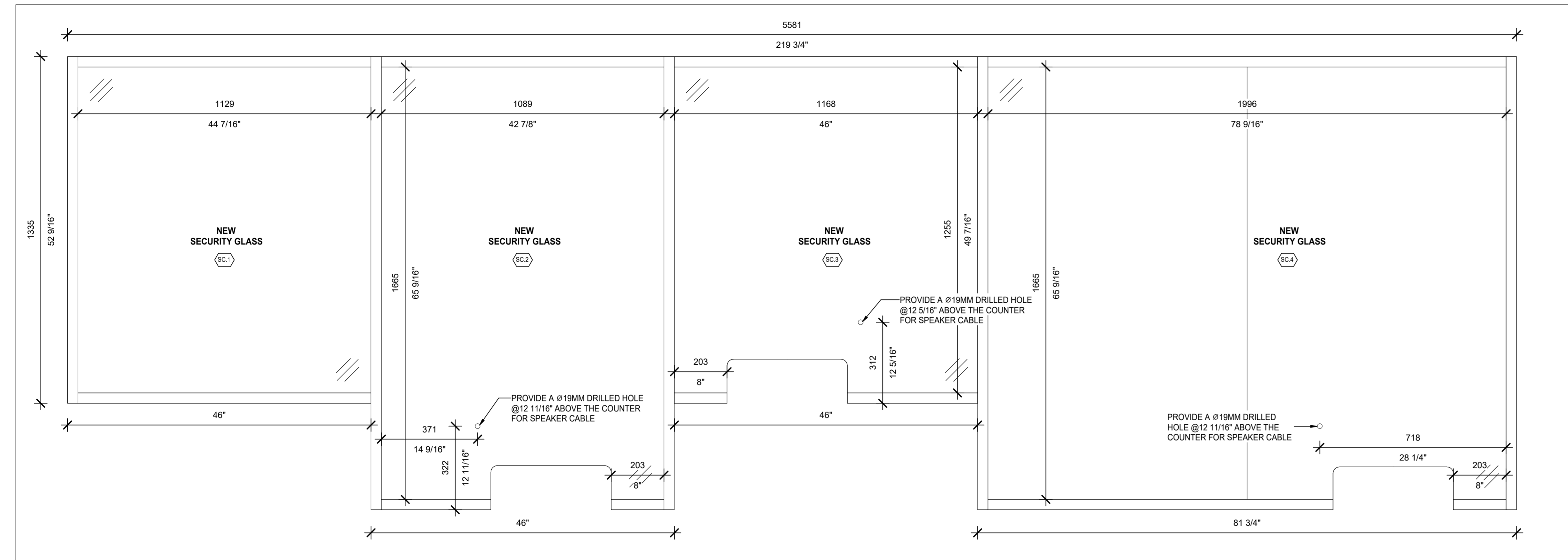
PROJECT:  
**SECURITY GLAZED PARTITIONS AT DONEVAN RECREATION COMPLEX**  
171 Harmony Rd S, Oshawa, ON L1H 6T4

SCALE: 1:25  
DWG. BY: CC  
CHECKED BY: JRF  
STATUS: ISSUED FOR TENDER  
PLOT FACTOR: 1:1

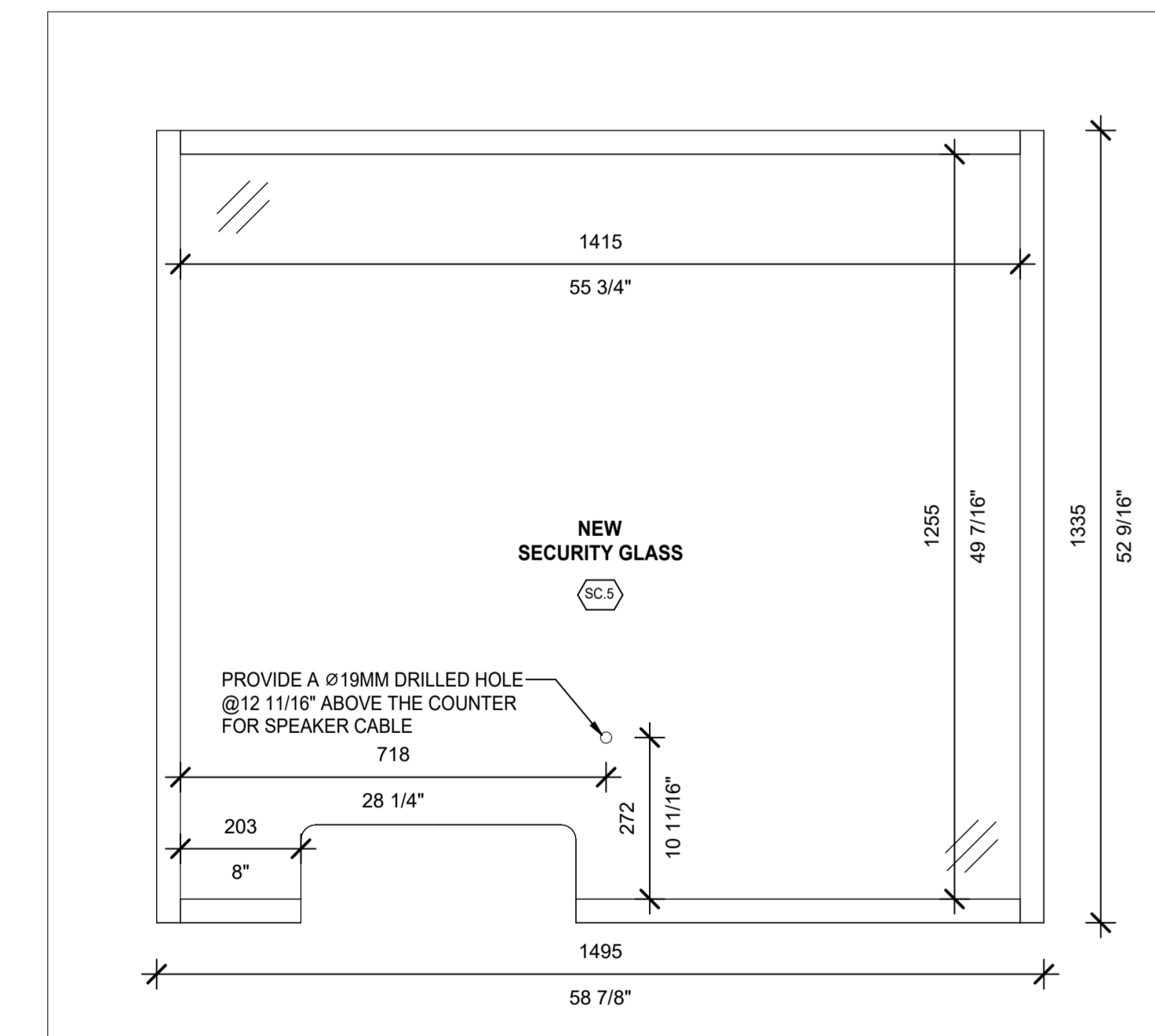
TITLE:  
**MILLWORK DETAILS**

PROJECT No.: 2025\_34  
DATE: APR 29, 2026  
DWG. No.: **A402**

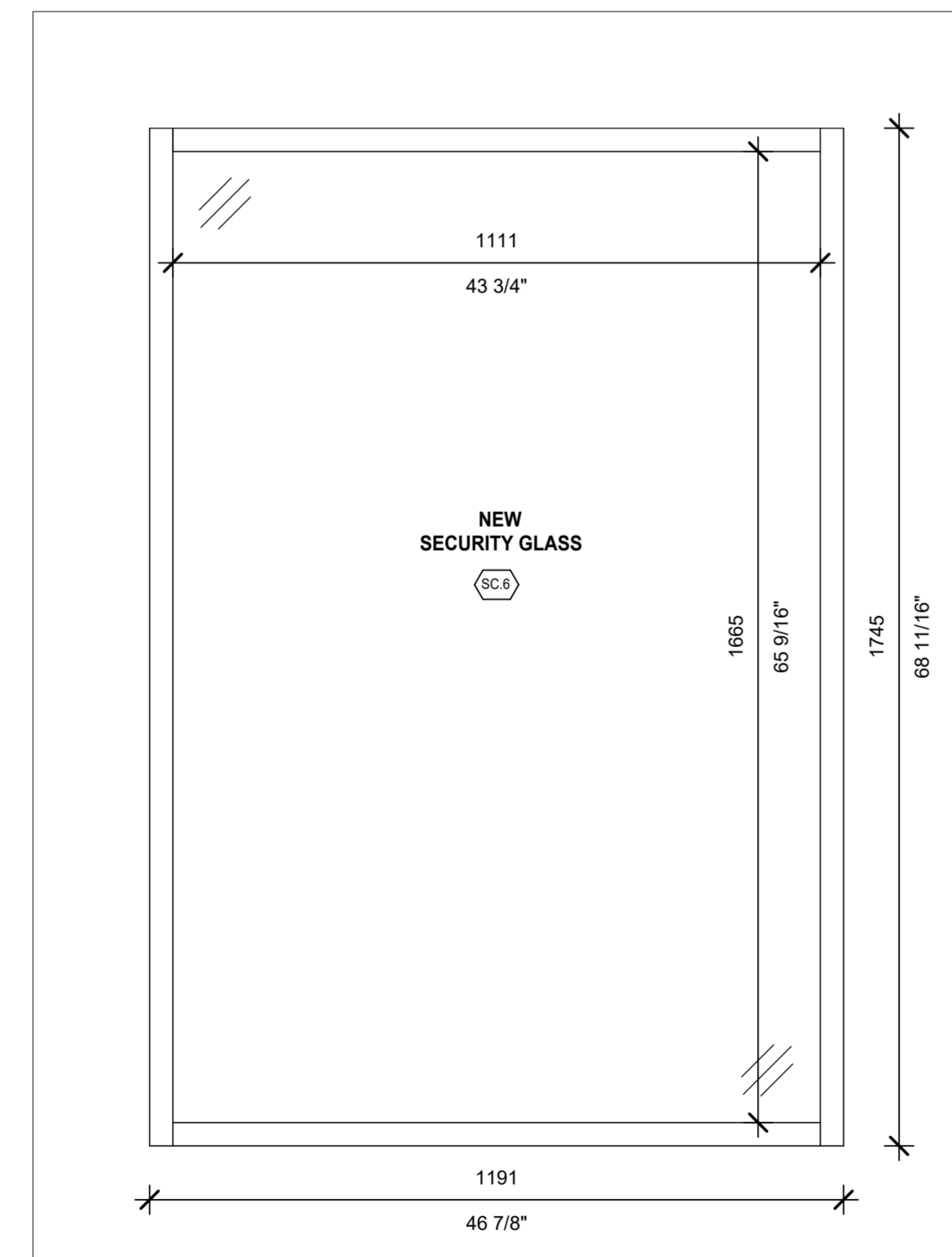
SECURITY SCREEN SCHEDULE															
SCREEN NO.	SCREEN SIZE	GLASS SCREEN					FRAME					REMARKS			
		FINISH	GLAZING				TYPE	SCREEN	FIRE RATING	MATERIAL	FINISH				
FACTORY FIN.	PAINT	CLEAR	LAMINATE	TEMPERED	LAMINATED	INSULATED					FIRELITE NT	FIRE RATING LABEL	PAINT	CLEAR ANODIZED	STAIN
SC1	1129 X 1255 X 44			●					F1	SC.1		AL	●		PROVIDE 1 OPENING
SC2	1089 X 1665 X 44			●					F1	SC.2		AL	●		PROVIDE 1 OPENING
SC3	1168 X 1255 X 44			●					F1	SC.3		AL	●		
SC4	1996X 1665 X 44			●					F1	SC.4		AL	●		PROVIDE 1 OPENING AT BOTH BOTTOM RIGHT AND BOTTOM LEFT CORNER
SC5	1415 X 1255 X 44			●					F1	SC.5		AL	●		
SC6	1111 X 1665 X 44			●					F1	SC.6		AL	●		PROVIDE 1 OPENING



1 SCREEN SCHEDULE - SC.1, SC.2, SC.3, SC.4  
SCALE: 1:10



3 SCREEN SCHEDULE - SC.5  
SCALE: 1:10



4 SCREEN SCHEDULE - SC.6  
SCALE: 1:10

CLIENT:

CITY OF OSHAWA

# DETAIL NUMBER  
A501 SHEET WHERE DETAILED

SHADED AREA DENOTES EXISTING WALL CONSTRUCTION TO REMAIN.

INDICATES 5-4" BARRIER FREE TURNING DIAMETER.


(N.I.C.) NOT IN THE CONTRACT

PROVIDE INDICATES SUPPLY AND INSTALL.


No.	DESCRIPTION	BY.	DATE
8	ISSUED FOR TENDER	CC	APR 29, 2026
7	REVISION	CC	APR 9, 2026
6	CLIENT REVIEW	CC	MAR 04, 2026
5	REVISION	CC	FEB 20, 2026
4	CLIENT REVIEW	CC	FEB 12, 2026

REVISIONS

Do not scale drawings. Work to dimensions only. Contractor shall verify all measurements and report any discrepancies to the architect prior to proceeding with the work. These documents shall not be used for construction, unless signed and sealed by the Consultant. All drawings are the copyright property of the Architect.



J.R. FREETHY ARCHITECT



325 LAKE RD. SUITE 202  
BOWMANVILLE, ONTARIO  
L1C 4P8 Tel: (905) 623-7476

PROJECT:  
**SECURITY GLAZED PARTITIONS AT DONEVAN RECREATION COMPLEX**  
171 Harmony Rd S, Oshawa, ON L1H 6T4

SCALE: As indicated  
DWG. BY: CC  
CHECKED BY: JRF  
STATUS: ISSUED FOR TENDER  
PLOT FACTOR: 1:1

TITLE:  
**SCREEN SCHEDULE**

PROJECT No.:  
**2025\_34**  
DATE: APR 29, 2026

DWG. No.:  
**A501**