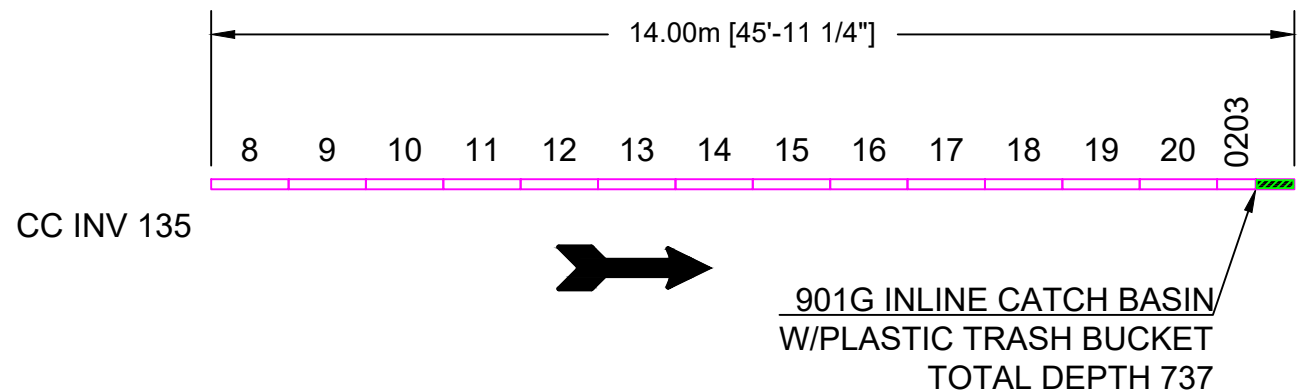
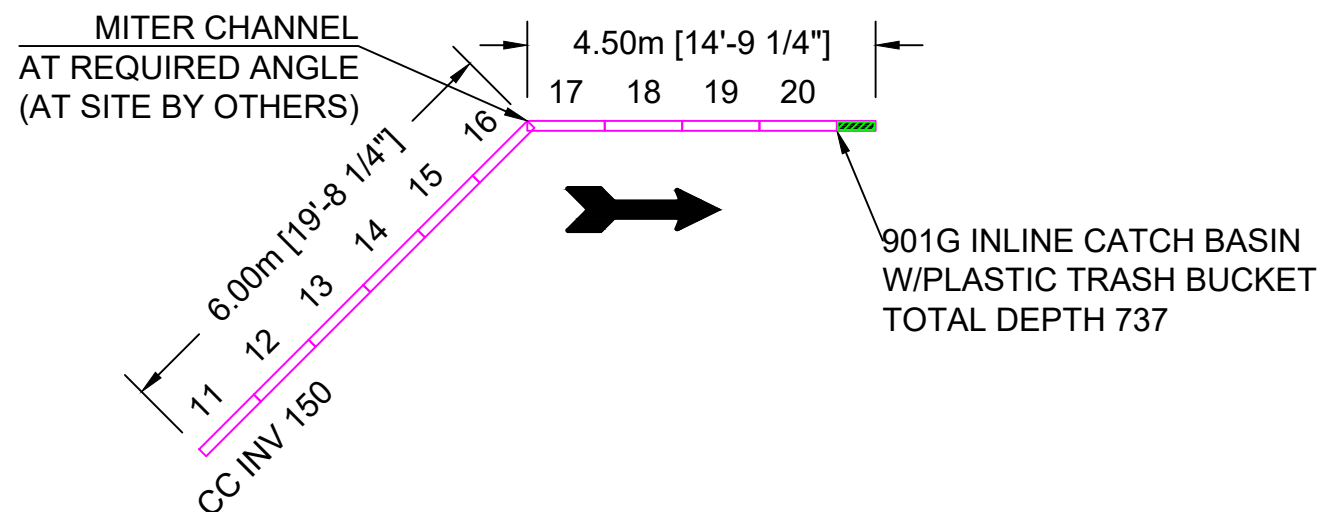


TD - 1



TD - 2



GENERAL NOTES

1. IT IS CUSTOMERS RESPONSIBILITY TO ENSURE THAT EACH PRODUCT IS FIT FOR IT'S INTENDED PURPOSE AND THAT THE ACTUAL CONDITIONS ARE SUITABLE.
2. IT IS THE CUSTOMERS RESPONSIBILITY TO FOLLOW ACO SYSTEMS LTD. INSTALLATION INSTRUCTIONS FOR EACH PRODUCT. SEEK ENGINEERING ADVISE FOR INSTALLATIONS NOT ILLUSTRATED IN THE INSTALLATION GUIDELINES.
3. FOR FURTHER PRODUCT INFORMATION, CUT SHEETS, SPECIFICATIONS AND INSTALLATION INSTRUCTIONS, PLEASE VISIT US AT OUR WEBSITE: WWW.ACOCAN.CA.
4. ACO IS NOT RESPONSIBLE TO ENSURE PROPER FLOW TO SYSTEMS OUTLETS OR CATCH BASINS, REFER TO GRADING PLANS. ALL TRENCH DRAIN LAYOUTS ARE DESIGNED AT 0.0% LONGITUDINAL PAVEMENT SLOPE UNLESS OTHERWISE NOTED.

TRENCH NOTES

1. ALL FABRICATIONS TO BE COMPLETED BY INSTALLING CONTRACTOR.
2. DIMENSIONS ARE FROM OUTSIDE TO OUTSIDE

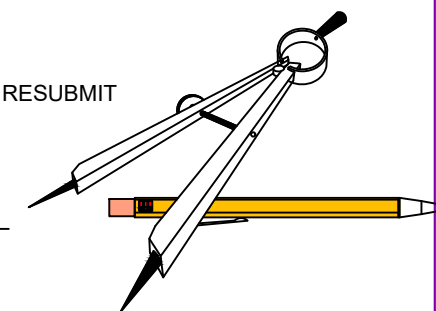
ALL DRAWINGS ARE AS ACCURATE AS THE INFORMATION SUPPLIED. ALL REASONABLE CARE HAS BEEN TAKEN IN COMPILING THE INFORMATION WITHIN. PLEASE REVIEW THIS INFORMATION FOR ACCURACY.

- APPROVED
- APPROVED AS NOTED
- REVISE AND RESUBMIT
- REJECTED

SIGNED: _____

DATE: _____

COMMENTS:



LEGEND	
	CHANNEL
	CENTER LINE
	INSTALLATION DIRECTION OF CHANNEL
	VOA = VERTICAL OUTLET ADAPTER
	BAU = BRICKSLOT ACCESS UNIT
	CC = CLOSING CAP
	OC = OUTLET CAP
	INV = INVERT
	HP = HIGH POINT
	LP = LOW POINT
	BO = BOTTOM OUTLET

PROJECT NAME			TRENCH DRAIN LAYOUT			
St. Joseph Bowmanville School-ON-DN			NO.	REVISIONS DESCRIPTION	DATE	BY
SYSTEM(S) - K100	GRATE - 494D		A	----	----	----
DATE - 20-03-26	CHECKED BY - ----		B	----	----	----
SHEET NO. 1 of 1	DESIGN SERV. NO.	REV.	C	----	----	----
	926-238	----	D	----	----	----
			E	----	----	----

ACO SYSTEMS LTD.
 2910 BRIGHTON RD
 OAKVILLE, ON
 L6H 5S3
 TEL: (905)-829-0665
 FAX: (905)-829-2908
 EMAIL: info@acocan.ca
 WEB: www.acocan.ca

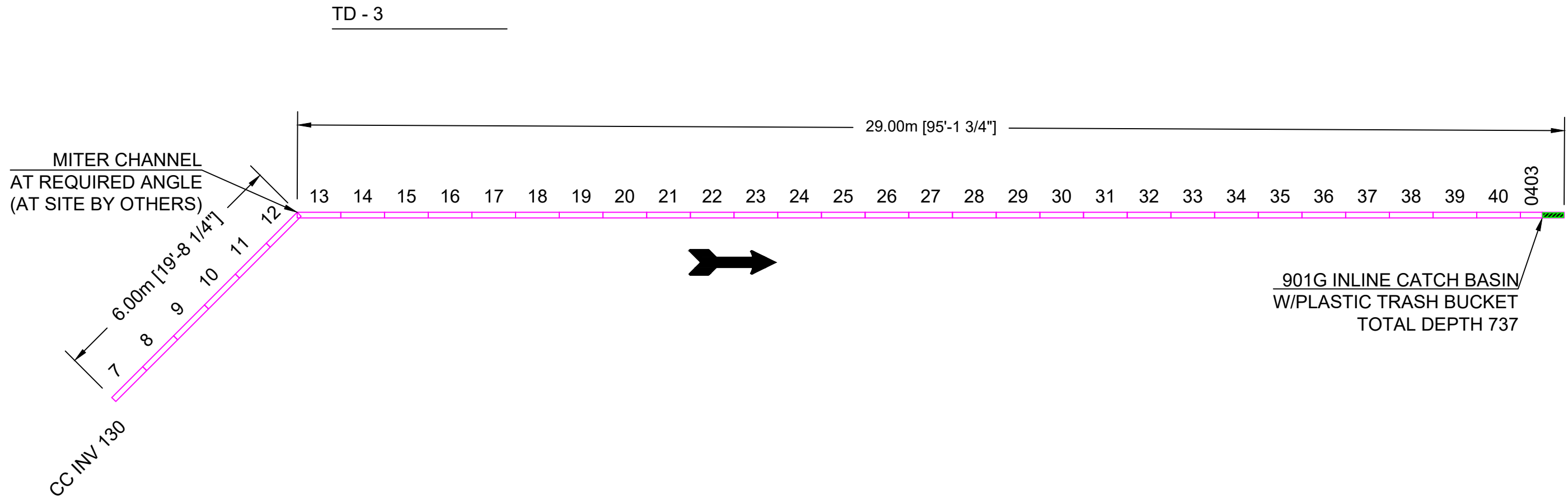
CANADA

ACO

CANADIAN

DRAWN BY - MD

EMAIL - MOHAMMED.SADRIWALA@ACO.COM



GENERAL NOTES

1. IT IS CUSTOMERS RESPONSIBILITY TO ENSURE THAT EACH PRODUCT IS FIT FOR IT'S INTENDED PURPOSE AND THAT THE ACTUAL CONDITIONS ARE SUITABLE.
2. IT IS THE CUSTOMERS RESPONSIBILITY TO FOLLOW ACO SYSTEMS LTD. INSTALLATION INSTRUCTIONS FOR EACH PRODUCT. SEEK ENGINEERING ADVISE FOR INSTALLATIONS NOT ILLUSTRATED IN THE INSTALLATION GUIDELINES.
3. FOR FURTHER PRODUCT INFORMATION, CUT SHEETS, SPECIFICATIONS AND INSTALLATION INSTRUCTIONS, PLEASE VISIT US AT OUR WEBSITE: WWW.ACOCAN.CA.
4. ACO IS NOT RESPONSIBLE TO ENSURE PROPER FLOW TO SYSTEMS OUTLETS OR CATCH BASINS, REFER TO GRADING PLANS. ALL TRENCH DRAIN LAYOUTS ARE DESIGNED AT 0.0% LONGITUDINAL PAVEMENT SLOPE UNLESS OTHERWISE NOTED.

TRENCH NOTES

1. ALL FABRICATIONS TO BE COMPLETED BY INSTALLING CONTRACTOR.
2. DIMENSIONS ARE FROM OUTSIDE TO OUTSIDE

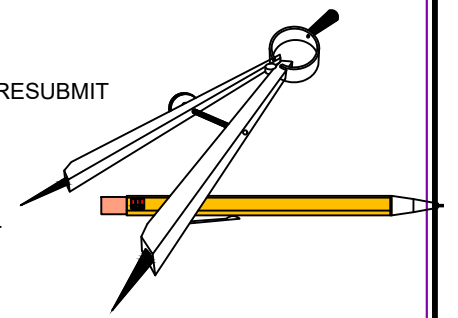
ALL DRAWINGS ARE AS ACCURATE AS THE INFORMATION SUPPLIED. ALL REASONABLE CARE HAS BEEN TAKEN IN COMPILING THE INFORMATION WITHIN. PLEASE REVIEW THIS INFORMATION FOR ACCURACY.

- APPROVED
- APPROVED AS NOTED
- REVISE AND RESUBMIT
- REJECTED

SIGNED: _____

DATE: _____

COMMENTS:



LEGEND	
	CHANNEL
	CENTER LINE
	INSTALLATION DIRECTION OF CHANNEL
	VOA = VERTICAL OUTLET ADAPTER
	BAU = BRICKSLOT ACCESS UNIT
	CC = CLOSING CAP
	OC = OUTLET CAP
	INV = INVERT
	HP = HIGH POINT
	LP = LOW POINT
	BO = BOTTOM OUTLET

PROJECT NAME	
St. Joseph Bowmanville School-ON-DN	
SYSTEM(S) - K100	GRATE - 494D
DATE - 20-03-26	CHECKED BY - ----
SHEET NO. 2 of 2	DESIGN SERV. NO. 926-238
	REV. ----

TRENCH DRAIN LAYOUT			
NO.	REVISIONS DESCRIPTION	DATE	BY
A	----	----	----
B	----	----	----
C	----	----	----
D	----	----	----
E	----	----	----

ACO SYSTEMS LTD.
 2910 BRIGHTON RD
 OAKVILLE, ON
 L6H 5S3
 TEL: (905) 829-0665
 FAX: (905) 829-2908
 EMAIL: info@acocan.ca
 WEB: www.acocan.ca

CANADA

ACO

CANADIAN

DRAWN BY - MD
 EMAIL - MOHAMMED.SADRIWALA@ACO.COM