



WOODCREST PS

CLASSROOM UPGRADES

506 WOODCREST AVE., OSHAWA, LIJ 2T8

PROJECT# T26-26

DATE: MAR 26, 2026

DRAWING LIST

ARCHITECTURAL (INCLUDES MECHANICAL & ELECTRICAL SCOPE)

- A0 - GENERAL NOTES & SPECIFICATIONS
- A1 - MAIN FLOOR PLAN
- A2 - DEMO PLAN - CLASSROOM 101
- A3 - DEMO PLAN - CLASSROOM 103
- A4 - DEMO PLAN - CLASSROOM 104
- A5 - DEMO PLAN - CLASSROOM 105
- A6 - DEMO PLAN - CLASSROOM 106
- A7 - DEMO PLAN - CLASSROOM 112
- A8 - DEMO PLAN - CLASSROOM 114
- A9 - DEMO PLAN - CLASSROOM 116
- A10 - DEMO PLAN - CLASSROOM 117
- A11 - DEMO PLAN - CLASSROOM 119
- A12 - DEMO PLAN - STAFF ROOM 110
- A13 - PROPOSED PLAN - CLASSROOMS 101, 103, 105, 117, 119
- A14 - PROPOSED PLAN - CLASSROOMS 104, 112, 114
- A15 - PROPOSED PLAN - CLASSROOM 106 (MUSIC ROOM)
- A16 - PROPOSED PLAN - CLASSROOM 116
- A17 - TYPICAL CONTROL PANEL ELEVATION AND SIDE VIEW
- A18 - NEW UPPER AND LOWER COUNTER MILLWORK
- A19 - TYPICAL TEACHER CABINET SECTION DETAILS
- A20 - UPRIGHT STORAGE CABINET
- A21 - TYPICAL DETAILS
- A22 - MUSIC ROOM CABINET

DESIGNATED SUBSTANCES SURVEY

PARASOL ENVIRONMENTAL REPORT NO. 13337

DATED OCTOBER 16, 2025

SPECIFICATIONS FOR MATERIALS (*OR APPROVED ALTERNATE)

NEW ACOUSTIC CEILING - ARMSTRONG*: MAIN TEE 7300, CROSS TEE XL 7340, WALL MOULDING JS 25-U SHADOW MOULD

CEILING TILES - 2 BOXES OF CERTAINTEED PBT-197* TILES.

NEW VCT FLOORING - WARM SOFT GRAY [51861] FROM ARMSTRONG FLOORING*

RUBBER BASE - BLACK, 4" HIGH, SHUR TRIM, RUBBER/VINYL COVE BASE, SCUFF RESISTANT, BY JOHNSONITE*

COAT RACK W/ HOOKS - ASI (VISUAL DISPLAY PRODUCTS) STUDENT LINE COAT RACKS

[P/LAM1] - COUNTERTOPS FINISH - FORMICA 6307-58 BURNT STRAND MATTE FINISH (AEON Scratch Resistance)

[P/LAM2] - DOORS AND MILLWORK CABINETRY FINISH - FORMICA 86992 HARD ROCK MAPLE (HRM)

NEW WHITEBOARDS AND MAGNETIC MARKER TRAYS - ULINE MAGNETIC STEEL DRY-ERASE ALUMINUM FRAME WHITEBOARD. AUDIO-VISUAL DIRECT 1"H x 15.75"W x 2.5"D MAGNETIC MARKER TRAYS*

PAINT FINISH (MASONRY WALLS AND DRYWALL) - UNIVERSAL GREY [00NN 62/000] FROM DULUX*

PAINT FINISH (DOOR FRAMES) - ASPHALT [CC-548] FROM BENJAMIN MOORE*

PAINT FINISH (RADIATORS) - WHITE METALCLAD INTERIOR/ EXTERIOR ALKYD RUST PREVENTATIVE FROM DULUX*

BACKSPLASH TILE AND GROUT - (COOL GREY) BEAUBRIDGE TILES BY CENTURA* 12"x24". (RAIN) GROUT BY MAPEI*

ACCESS HATCH: 36" X 36" GENERAL PURPOSE ACCESS DOOR [WITH FLANGE] FROM BEST ACCESS DOORS*

ELECTRICAL SPECIFICATIONS

NEW LIGHTS - PHILIPS 2TG8214 - 12 - 120 - 1/2EB, 4000K WITH DIMMABLE SWITCHES

MECHANICAL SPECIFICATIONS

[SK-1] COUNTERTOP MOUNT - TWO HANDLE FAUCET:

FRANKE COMMERCIAL #LBS681OP-1/3 SINGLE BOWL COUNTERTOP MOUNT SINK, 3 HOLES, 8" (203mm) CENTER, 20 1/8" (511mm) WIDE x 20-9/16" (522mm) LONG x 10" (254mm) HIGH, COUNTER MOUNTED, BACKLEDGE, GRADE 18-10 18 GA. (1.2mm) TYPE 304 STAINLESS STEEL, SELF-RIMMING, SATIN FINISH RIM AND BOWLS, MOUNTING KIT PROVIDED, FULLY UNDERCOATED TO REDUCE CONDENSATION AND RESONANCE, FACTORY APPLIED RIM SEAL, 3 1/2" (89mm) CRUMB CUP WASTE ASSEMBLY WITH 1 1/2" (38mm) TAILPIECE.

MOEN COMMERCIAL #8287 TWO HANDLE KITCHEN FAUCET, DECK MOUNT, BRASS CONSTRUCTION WITH CHROME PLATED FINISH, VANDAL RESISTANT TORX HEAD SCREWS, LEVER STYLE HANDLES WITH HOT AND COLD WATER COLOUR INDICATORS, 1.5 GPM MAX (5.7L/min) @ 60PSI, 8" (203mm) CENTER.

MCGUIRE #LFH170BV FAUCET SUPPLIES, CHROME PLATED FINISH POLISHED BRASS, COMMERCIAL DUTY 1/4 TURNBALL VALVE ANGLE STOPS, 1/2" (13mm) I.D. INLET x 5" (127mm) HORIZONTAL EXTENSION TUBES, COMBINATION V.P. LOOSE KEY HANDLES, ESCUTCHEON AND FLEXIBLE COPPER RISERS.

MCGUIRE #8912CB P-TRAP, HEAVY CAST BRASS ADJUSTABLE BODY, WITH SLIP NUT, 1 1/2" (38mm) SIZE, BOX FLANGE AND SEAMLESS TUBULAR WALL BEND.

INSULATION:

1. EXTERNAL PIPE INSULATION SHALL BE RIGID SECTIONAL FIBERGLASS TYPE AND BE COMPLETE WITH FACTORY APPLIED ALL PURPOSE VAPOUR BARRIER, PRE-FORMED INSULATION SHALL BE USED AT PIPE FITTINGS, VALVES, ETC. PROVIDE NON-CRUSHING INSULATION AT ALL PIPE HANGERS AND PROVIDE SADDLES.

2. INSULATE DCW, DHW, AND DTW PIPING, 1"THICK.

PLUMBING SYSTEMS (IF APPLICABLE):

1. DOMESTIC HOT AND COLD WATER PIPING (DHW & DCW) - TYPE "L" COPPER WITH COPPER FITTINGS USE 95 / 5 TIN / ANTIMONY SOLDER. PROVIDE TYPE "K" SOFT COPPER PIPING WITHOUT JOINTS BELOW GROUND.

2. VENT ALL SANITARY PLUMBING FIXTURES IN ACCORDANCE WITH OBC SECTION 7. ALL PLUMBING TRAPS ARE TO BE PRIMED AND VENTED.

CONSTRUCTION SCHEDULE AND RESTRICTIONS:




















1. DAYTIME HOURS OF WORK: 7:30 AM - 4 PM. AFTER-HOURS WORK (ALL NOISY, DISRUPTIVE AND HOT WORK): 4 PM - 7:30 AM.

2. SITE ACCESS / EGRESS TIMES FOR TRADES TO BE COORDINATED CLOSELY WITH DDSB SUPERVISOR.





3. CLASSROOMS AND SPACES WILL BE FULLY AVAILABLE FOR ACTIVE CONSTRUCTION.

4. CONTRACTOR SHALL MAINTAIN ALL WORK AREAS IN A CLEAN AND ORDERLY CONDITION. REMOVE DEBRIS AND WASTE MATERIALS DAILY AND LEAVE THE SITE SAFE AND HAZARD-FREE AT THE END OF EACH WORKDAY.

LEGEND

-  DUPLEX RECEPTACLE
-  QUAD RECEPTACLE
-  DATA/HDMI
-  # NUMBER OF DATA OUTLETS
- DRAWING NUMBER  DRAWING NAME _____
- PAGE NUMBER  _____
-  SEE NOTES SECTION FOR CORRESPONDING NOTE #
-  # LIGHT SWITCHES
-  TEMPERATURE CONTROL SENSOR
-  PAGING SYSTEM SPEAKER
-  ITEM TO BE DEMOLISHED
-  HOT WATER SUPPLY/RETURN PIPING TO REMAIN
-  2X4 CEILING LIGHTS
-  EXISTING MOTOR SWITCH
-  BLANK RECEPTACLE
-  OCCUPANCY SENSOR
-  MOTION DETECTOR
-  EXISTING SINKS TO BE REPLACED
-  NEW COUNTERTOP SINKS

PATTERNS

-  EXISTING WOODEN BULKHEAD OR UNIT VENTILATOR
-  NEW WOODEN BULKHEAD
-  EXISTING WINDOW STOOL/SILL
-  NEW 36" x 36" ACCESS HATCH

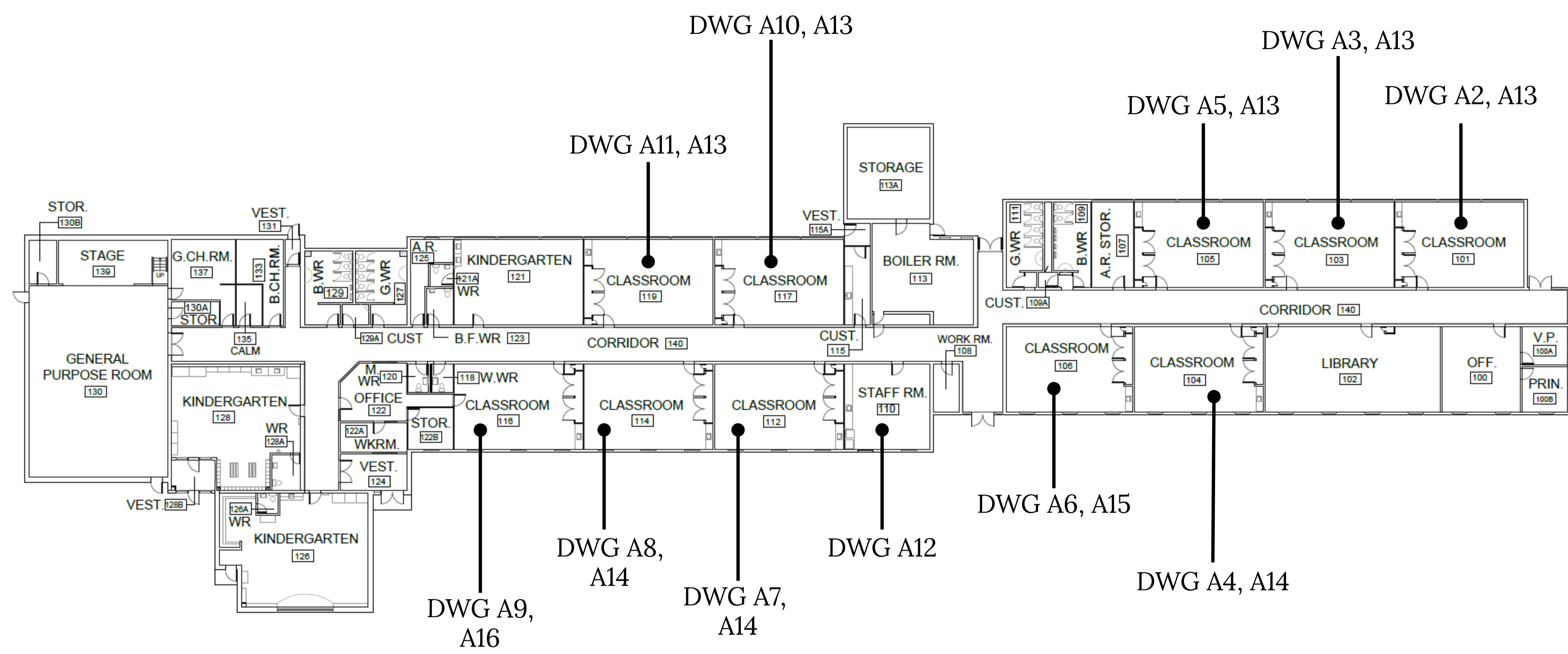
GENERAL NOTES:

- I. PROVIDE AND MAINTAIN PROTECTIVE POLYETHYLENE SHEETING OVER ALL EXISTING EQUIPMENT AND MILLWORK FOR THE DURATION OF CONSTRUCTION.
- II. CONFIRM LOCATIONS OF EXISTING HOT WATER SUPPLY AND RETURN PIPING AND FABRICATE NEW MILLWORK TAKING THIS INTO CONSIDERATION. LOCATIONS SHOWN ON DRAWING MUST BE CONFIRMED ON SITE BY CONTRACTOR.
- III. TEMPORARILY REMOVE EXISTING PULL-DOWN PROJECTOR SCREENS. REINSTALL SCREENS AT SAME ORIGINAL LOCATIONS AFTER NEW CEILING INSTALLATION.
- IV. REMOVE AND REPLACE ALL CEILING TILES AND GRIDS.
- V. RELOCATE ALL EXISTING MOTOR SWITCH BOXES.
- VI. REMOVE AND REPLACE ONLY DAMAGED CEILING TILES. DISPOSE OF OLD CEILING TILES.
- VII. ALL EXISTING RADIATORS TO BE REPAINTED WITH DURABLE, HEAT-RESISTANT PAINT. ENSURE PROPER SURFACE PREPARATION (CLEANING AND PRIMING) PRIOR TO APPLICATION FOR CONSISTENT FINISH.
- VIII. ALL ROOM INTERIOR DRYWALL AND MASONRY WALLS, DOOR FRAMES, RADIATOR COVERS ARE TO BE PAINTED ACCORDING TO SPECIFICATIONS.
- IX. PATCH AND REPAIR ALL WALLS WHERE DEVICES, FIXTURES, EQUIPMENT, OR FINISHES ARE REMOVED. FILL ALL OPENINGS, HOLES, AND PENETRATIONS FLUSH WITH ADJACENT SURFACES AND PREPARE FOR PAINT FINISH.
- X. FOR WALLS WHERE WOOD PANELLING SUBSTRATES ARE REMOVED, REFINISH WALL WITH DRYWALL AND PAINT ACCORDING TO SPECIFICATIONS.
- XI. FOR ANY OUTLETS AND DATA RECEPTACLES NOTED FOR DEMO, EXISTING CONNECTED WIREMOLD TO BE DEMOLISHED AND DISPOSED OF. MAKE GOOD THE WALLS AFTER DEMO.

0	ISSUED FOR TENDER	MAR 26, 2026
REV	REASON FOR ISSUANCE	DATE
TITLE GENERAL NOTES AND SPECIFICATIONS		
Address 506 Woodcrest Avenue, Oshawa, ON L1J 2T8		
School WOODCREST PS		Date: MAR 26, 2026
		Drawn By: NT
		Scale: N.T.S.
		Checked By: MK
		Project Number: T26-26
		A0



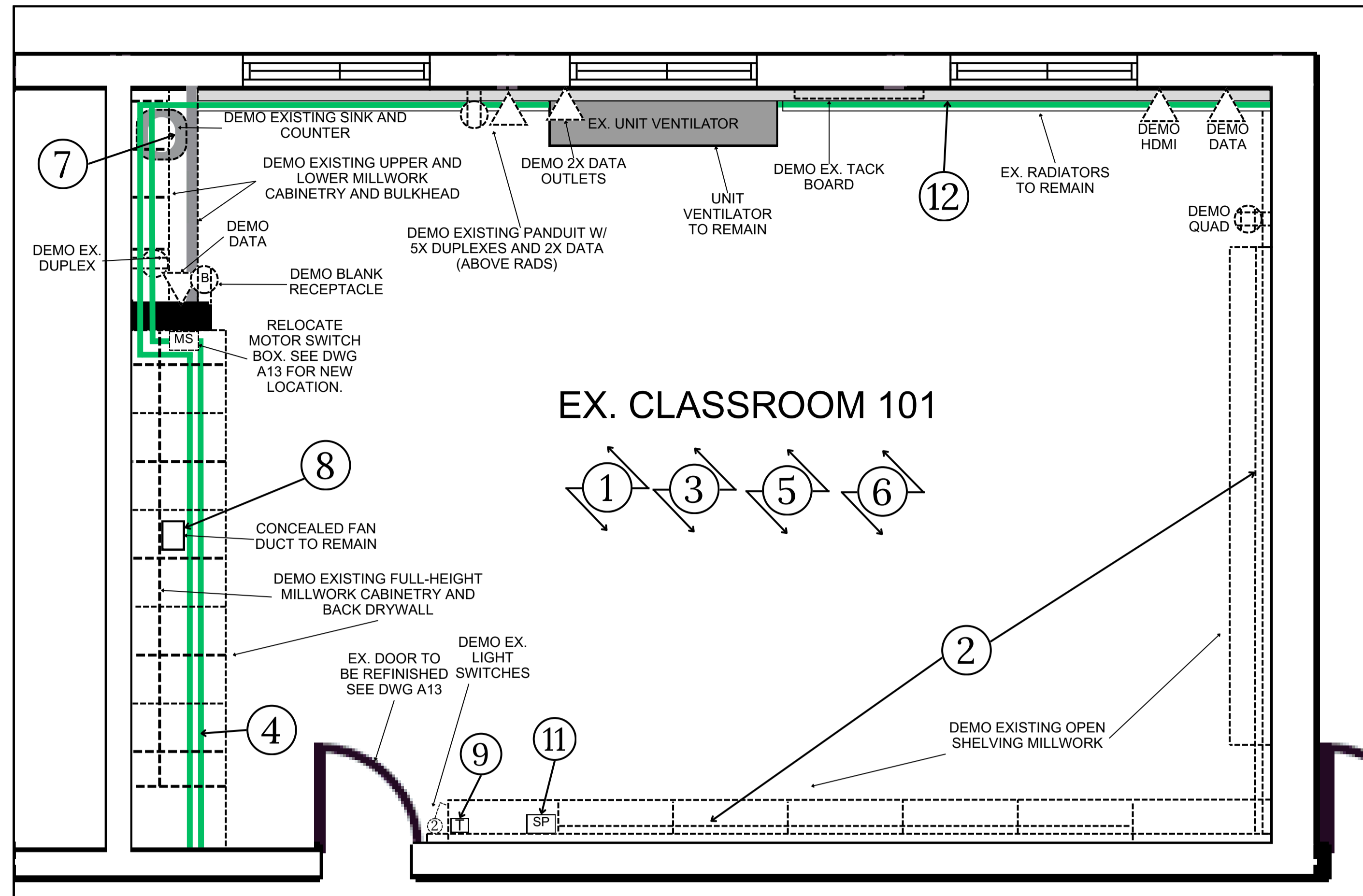
① LOCATIONS OF SINKS AND DOORS SHOWN ON THIS PLAN MAY NOT BE EXACT. SEE DEMO DRAWINGS FOR EXACT LOCATIONS.



①
A1 ————— MAIN FLOOR PLAN

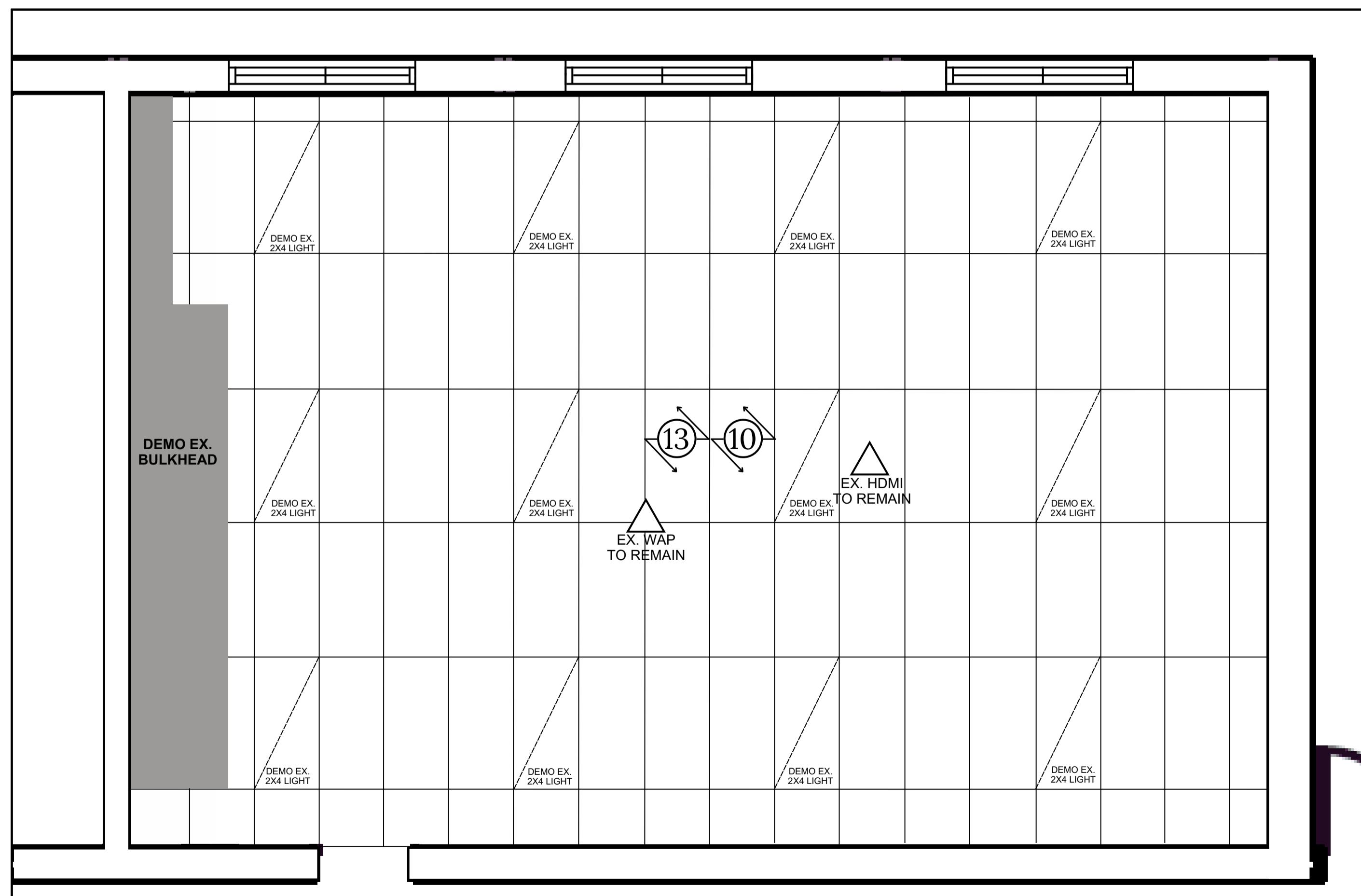


0	ISSUED FOR TENDER	MAR 26, 2026
REV	REASON FOR ISSUANCE	DATE
TITLE MAIN FLOOR PLAN		
Address 506 Woodcrest Avenue, Oshawa, ON L1J 2T8		
School WOODCREST PS	Date: MAR 26, 2026	
	Drawn By: NT	
	Scale: N.T.S.	
	Checked By: MK	
	Project Number: T26-26	
		A1



DEMO FLOOR PLAN - CLASSROOM 101

1
A2



DEMO CEILING PLAN - CLASSROOM 101

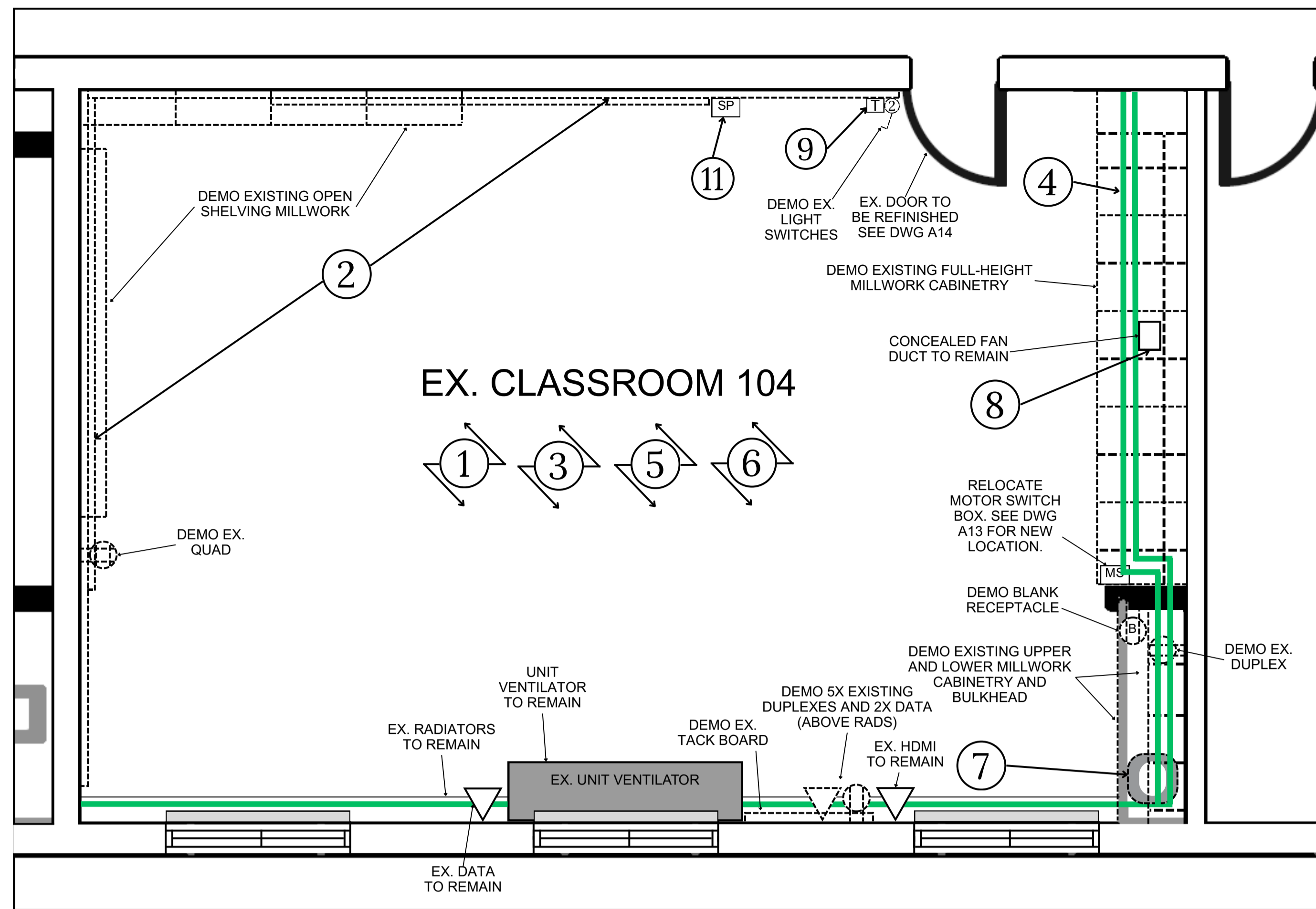
ALL WALLS TO REMAIN

2
A2

- ① REMOVE AND DISPOSE OF EXISTING WOOD PANELLING SUBSTRATE BEHIND WHITEBOARDS.
- ② REMOVE AND DISPOSE OF EXISTING WHITE BOARDS.
- ③ CONFIRM LOCATION OF EXISTING RECEPTACLES, DATA AND, HDMI AND LIGHT SWITCHES IN CLASSROOM. REFER TO DRAWING A13 FOR REUSED CIRCUITS.
- ④ ALL EXISTING MECHANICAL PIPING ABOVE EXISTING FULL HEIGHT CABINET TO REMAIN. BUILD BULKHEAD AROUND EXISTING PIPING AFTER DEMO OF CABINET.
- ⑤ DEMO VINYL FLOORING AND REPLACE WITH NEW VCT FLOORING. DISPOSE OF OLD FLOORING.
- ⑥ REMOVE AND REINSTALL EXISTING PAPER TOWEL AND SOAP DISPENSERS. CONFIRM REINSTALL LOCATIONS WITH DDSB PROJECT SUPERVISOR.
- ⑦ EXISTING PLUMBING UNDER SINKS TO REMAIN. SINK TO BE REMOVED.
- ⑧ CONFIRM LOCATION OF EXISTING CONCEALED DUCT CONNECTED TO EXHAUST FAN ABOVE CEILING. BUILD BULKHEAD AROUND DUCT. SUPPLY AND INSTALL 36" x 36" ACCESS HATCH ON BULKHEAD..
- ⑨ TEMPERATURE SENSORS TO BE REMOVED BY DDSB BEFORE CONSTRUCTION.
- ⑩ REMOVE AND REPLACE ANY DAMAGED OR CHIPPED EXISTING CEILING TILES WITH NEW CEILING TILES. DISPOSE OF OLD TILES.
- ⑪ EXISTING PA SPEAKERS TO BE REMOVED AND DISPOSED OF. NEW PA SPEAKERS TO BE SUPPLIED AND INSTALLED BY OTHERS. DDSB TO COORDINATE.
- ⑫ DEMO EXISTING LAMINATE ON WINDOW STOOL. REPLACE WITH P/LAM 1. PROVIDE SMOOTH, EASED/FILLETED EDGES TO ALL EXPOSED EDGES. PREPARE SUBSTRATE AS REQUIRED TO ACHIEVE A FLUSH, DURABLE FINISH.
- ⑬ REMOVE ALL EXISTING LIGHTS. NEW LIGHTS TO BE INSTALLED. SEE DWG A13.

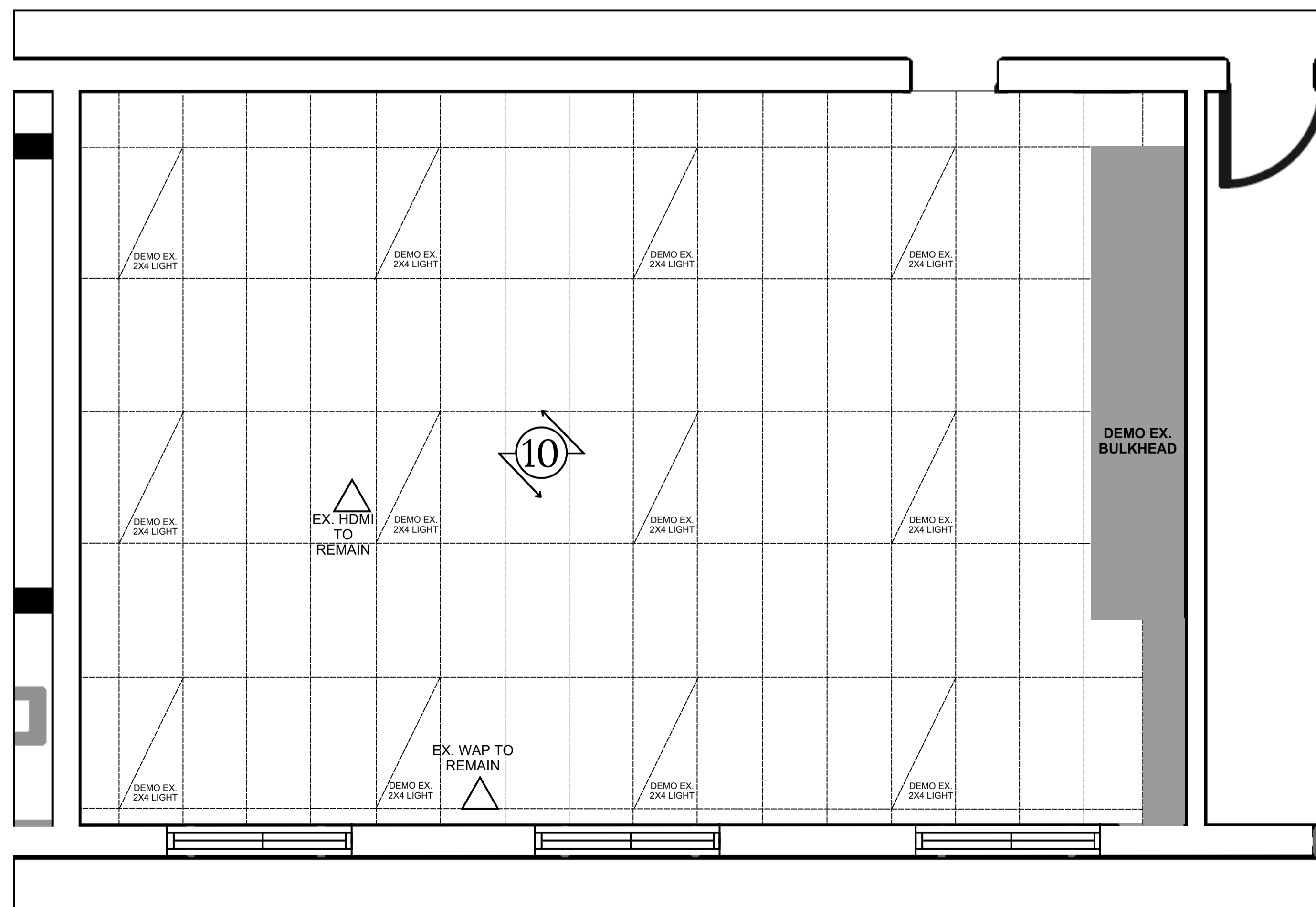
0	ISSUED FOR TENDER	MAR 26, 2026
REV	REASON FOR ISSUANCE	DATE
TITLE DEMO PLAN - CLASSROOM 101		
Address 506 Woodcrest Avenue, Oshawa, ON L1J 2T8		
School WOODCREST PS		Date: MAR 26, 2026
		Drawn By: NT
		Scale: N.T.S.
		Checked By: MK
		Project Number: T26-26
		A2





DEMO FLOOR PLAN - CLASSROOM 104

1
A4



DEMO CEILING PLAN - CLASSROOM 104

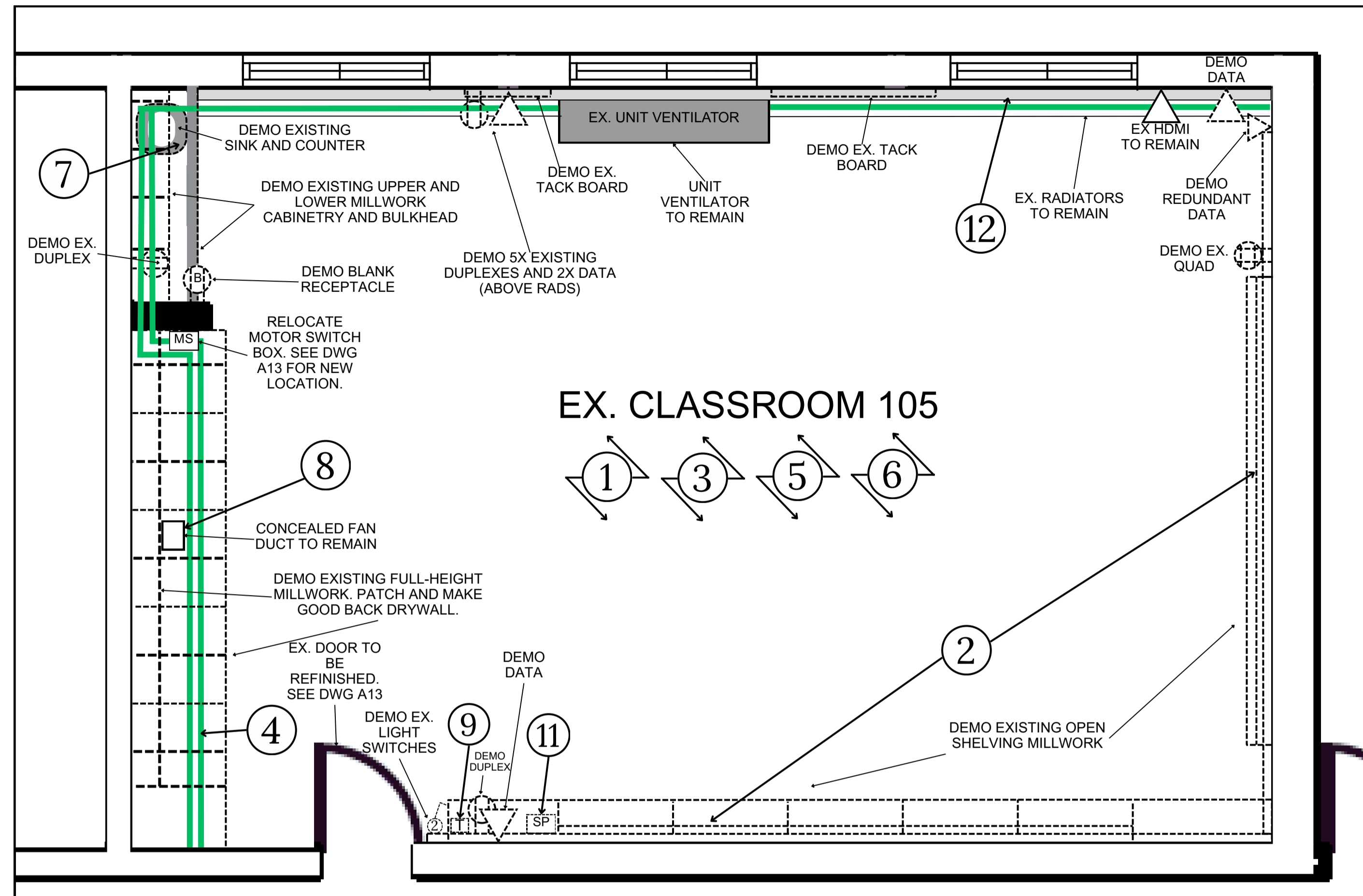
ALL WALLS
TO REMAIN

2
A4

- ① REMOVE AND DISPOSE OF EXISTING WOOD PANNELLING SUBSTRATE BEHIND WHITEBOARDS.
- ② REMOVE AND DISPOSE OF EXISTING WHITE BOARDS.
- ③ CONFIRM LOCATION OF EXISTING RECEPTACLES, DATA AND, HDMI AND LIGHT SWITCHES IN CLASSROOM. REFER TO DRAWING A14 FOR REUSED CIRCUITS.
- ④ ALL EXISTING MECHANICAL PIPING ABOVE EXISTING FULL HEIGHT CABINET TO REMAIN. BUILD BULKHEAD AROUND EXISTING PIPING AFTER DEMO OF CABINET.
- ⑤ DEMO VINYL FLOORING AND REPLACE WITH NEW VCT FLOORING. DISPOSE OF OLD FLOORING.
- ⑥ REMOVE AND REINSTALL EXISTING PAPER TOWEL AND SOAP DISPENSERS. CONFIRM REINSTALL LOCATIONS WITH DDSB PROJECT SUPERVISOR.
- ⑦ EXISTING PLUMBING UNDER SINKS TO REMAIN. SINK TO BE REMOVED.
- ⑧ CONFIRM LOCATION OF EXISTING CONCEALED DUCT CONNECTED TO EXHAUST FAN ABOVE CEILING. BUILD BULKHEAD AROUND DUCT. SUPPLY AND INSTALL 36" x 36" ACCESS HATCH ON BULKHEAD.
- ⑨ TEMPERATURE SENSORS TO BE REMOVED BY DDSB BEFORE CONSTRUCTION.
- ⑩ REMOVE AND REPLACE ANY DAMAGED OR CHIPPED EXISTING CEILING TILES WITH NEW CEILING TILES. DISPOSE OF OLD TILES.
- ⑪ EXISTING PA SPEAKERS TO BE REMOVED, NEW PA SPEAKERS TO BE SUPPLIED AND INSTALLED BY OTHERS. DDSB TO COORDINATE.
- ⑫ REMOVE ALL EXISTING LIGHTS. NEW LIGHTS TO BE INSTALLED. SEE DWG A14.

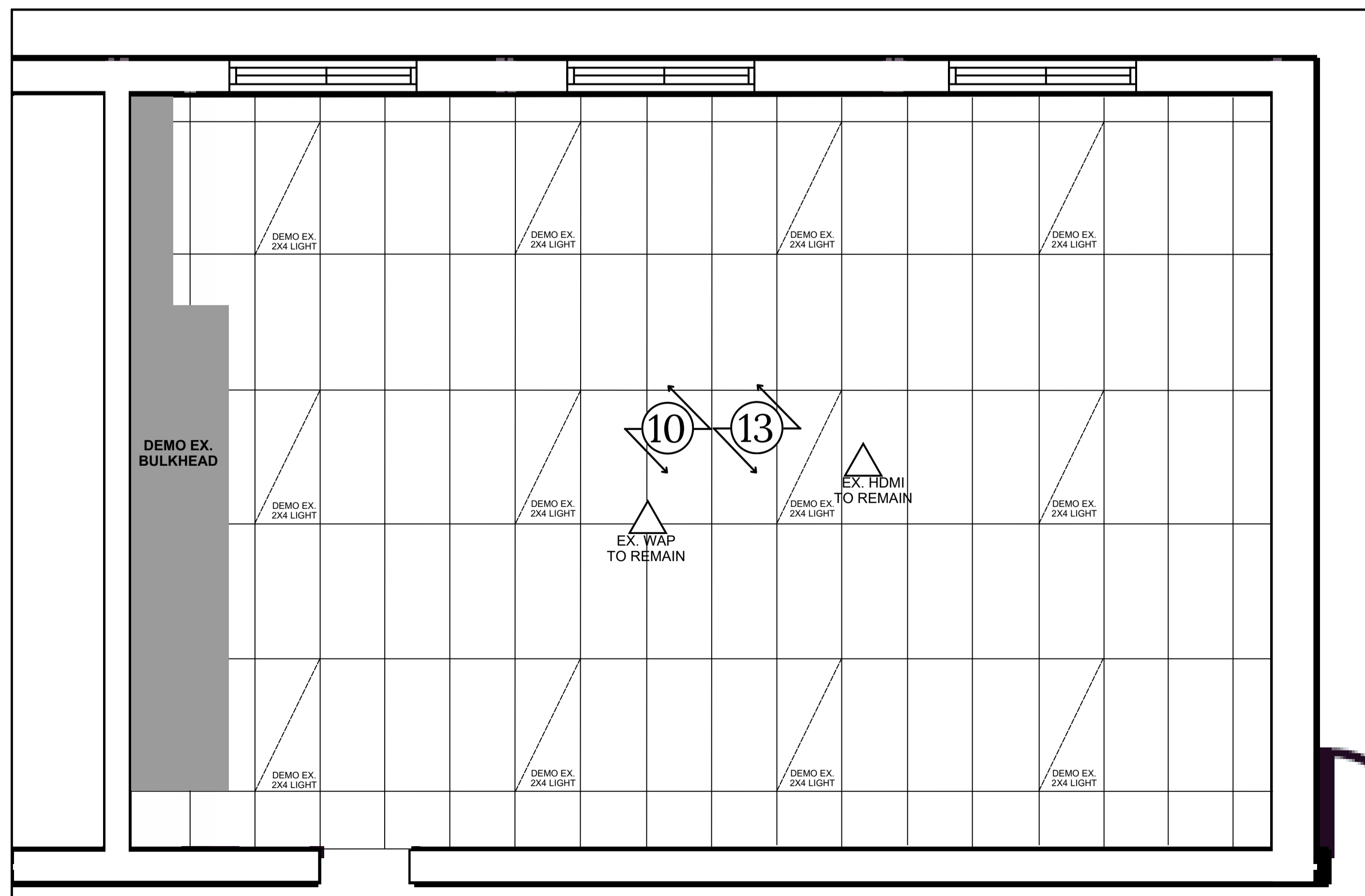
0	ISSUED FOR TENDER	MAR 26, 2026
REV	REASON FOR ISSUANCE	DATE
TITLE DEMO PLAN - CLASSROOM 104		
Address 506 Woodcrest Avenue, Oshawa, ON L1J 2T8		
School WOODCREST PS	Date: MAR 26, 2026	
	Drawn By: NT	
	Scale: N.T.S.	
	Checked By: MK	
	Project Number: T26-26	
		A4





DEMO FLOOR PLAN - CLASSROOM 105

1
A5



DEMO CEILING PLAN - CLASSROOM 105

2
A5

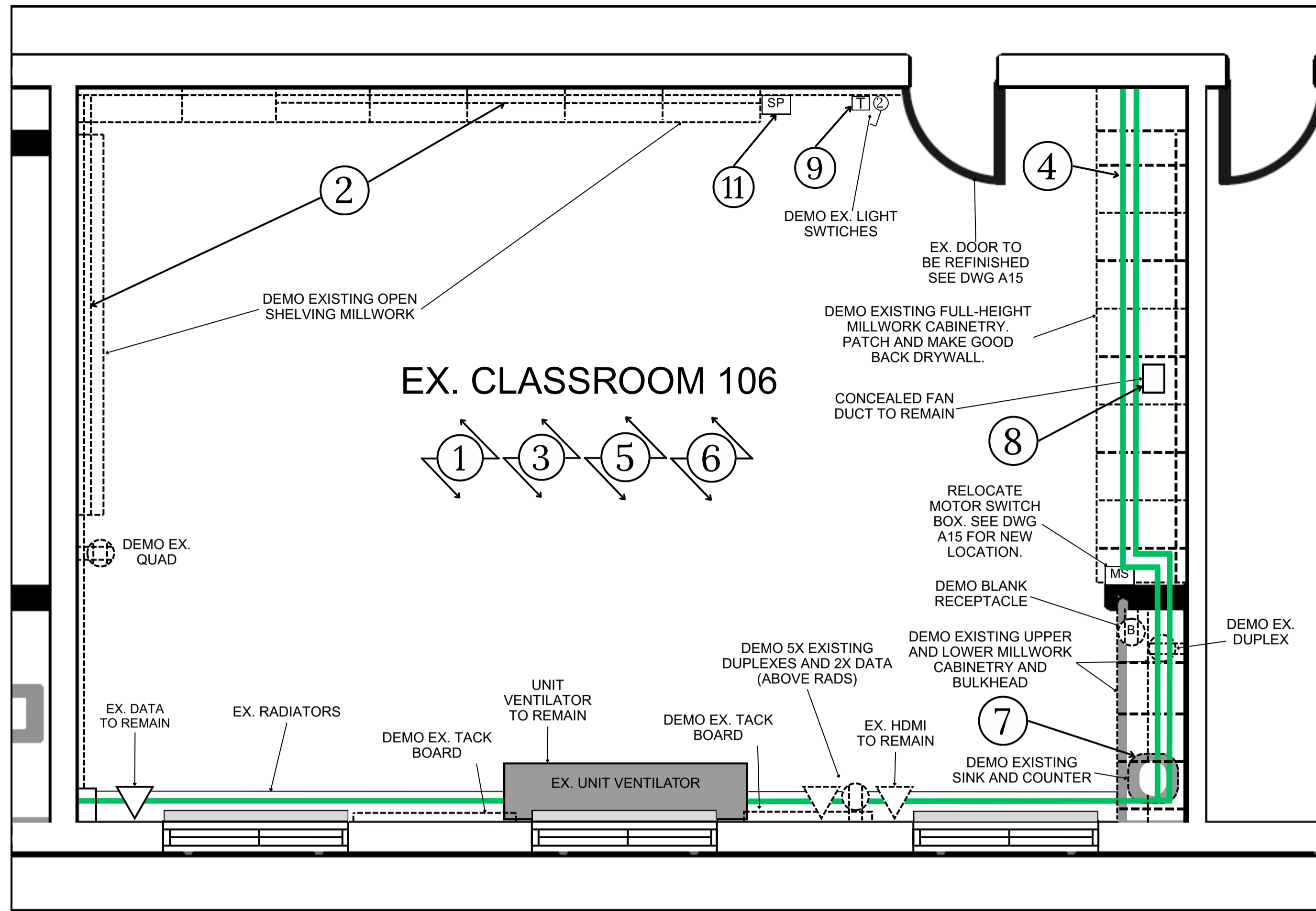
ALL WALLS TO REMAIN



- ① REMOVE AND DISPOSE OF EXISTING WOOD PANNELLING SUBSTRATE BEHIND WHITEBOARDS.
- ② REMOVE AND DISPOSE OF EXISTING WHITE BOARDS.
- ③ CONFIRM LOCATION OF EXISTING RECEPTACLES, DATA AND, HDMI AND LIGHT SWITCHES IN CLASSROOM. REFER TO DRAWING A13 FOR REUSED CIRCUITS.
- ④ ALL EXISTING MECHANICAL PIPING ABOVE EXISTING FULL HEIGHT CABINET TO REMAIN. BUILD BULKHEAD AROUND EXISTING PIPING AFTER DEMO OF CABINET.
- ⑤ DEMO VINYL FLOORING AND REPLACE WITH NEW VCT FLOORING. DISPOSE OF OLD FLOORING.
- ⑥ REMOVE AND REINSTALL EXISTING PAPER TOWEL AND SOAP DISPENSERS. CONFIRM REINSTALL LOCATIONS WITH DDSB PROJECT SUPERVISOR.
- ⑦ EXISTING PLUMBING UNDER SINKS TO REMAIN. SINK TO BE REMOVED.
- ⑧ CONFIRM LOCATION OF EXISTING CONCEALED DUCT CONNECTED TO EXHAUST FAN ABOVE CEILING. BUILD BULKHEAD AROUND DUCT. SUPPLY AND INSTALL 36" x 36" ACCESS HATCH ON BULKHEAD.
- ⑨ TEMPERATURE SENSORS TO BE REMOVED BY DDSB BEFORE CONSTRUCTION.
- ⑩ REMOVE AND REPLACE ANY DAMAGED OR CHIPPED EXISTING CEILING TILES WITH NEW CEILING TILES. DISPOSE OF OLD TILES.
- ⑪ EXISTING PA SPEAKERS TO BE REMOVED AND DISPOSED OF. NEW PA SPEAKERS TO BE SUPPLIED AND INSTALLED BY OTHERS. DDSB TO COORDINATE.
- ⑫ DEMO EXISTING LAMINATE ON WINDOW STOOL. REPLACE WITH P/LAM 1. DEMO EXISTING LAMINATE ON WINDOW STOOL. REPLACE WITH P/LAM 1. PROVIDE SMOOTH, EASED/FILETED EDGES TO ALL EXPOSED EDGES. PREPARE SUBSTRATE AS REQUIRED TO ACHIEVE A FLUSH, DURABLE FINISH.
- ⑬ REMOVE ALL EXISTING LIGHTS. NEW LIGHTS TO BE INSTALLED. SEE DWG A13.

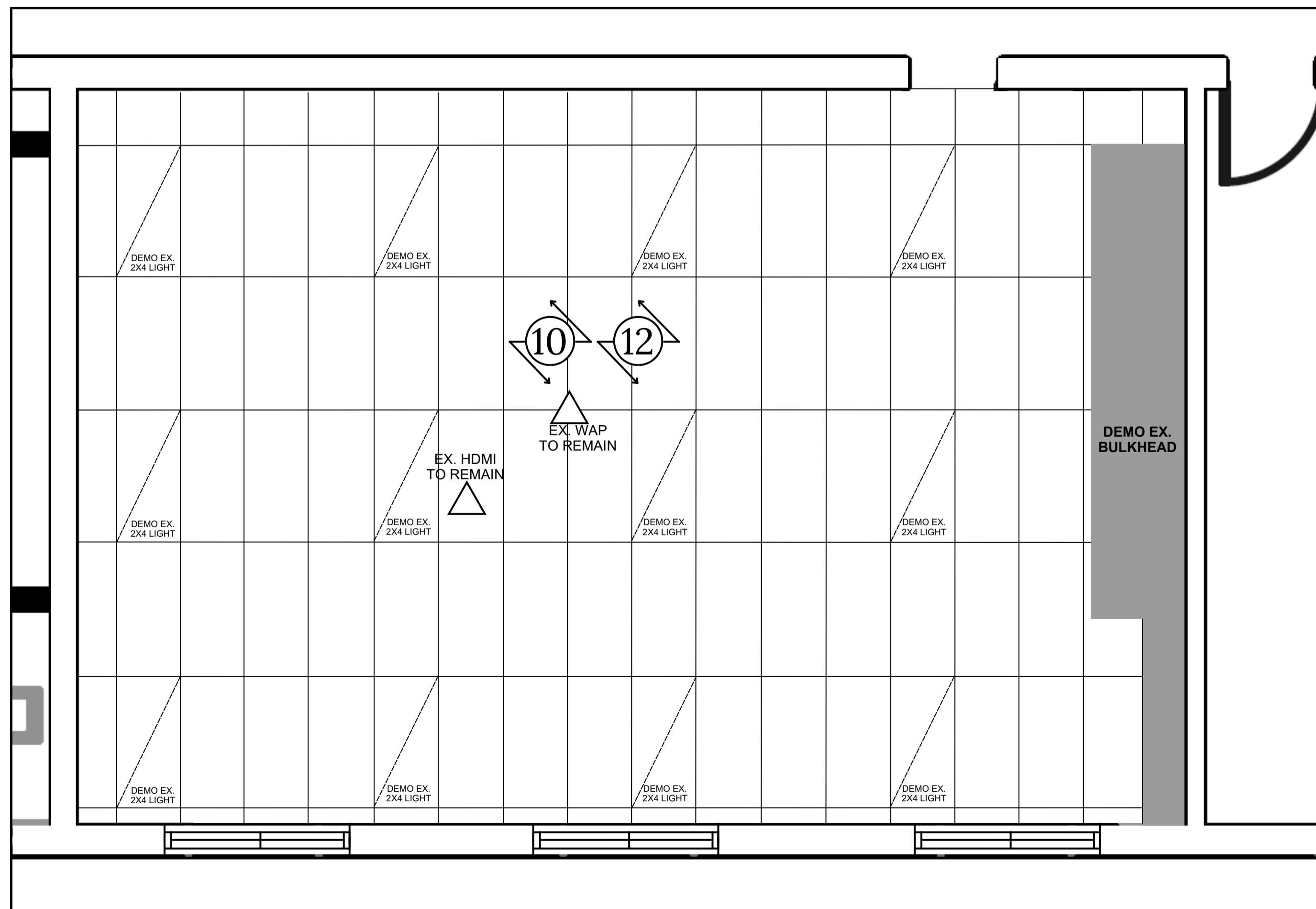
0	ISSUED FOR TENDER	MAR 26, 2026
REV	REASON FOR ISSUANCE	DATE
TITLE DEMO PLAN - CLASSROOM 105		
Address 506 Woodcrest Avenue, Oshawa, ON L1J 2T8		
School WOODCREST PS		Date: MAR 26, 2026
		Drawn By: NT
		Scale: N.T.S.
		Checked By: MK
		Project Number: T26-26
		A5





DEMO FLOOR PLAN - CLASSROOM 106

1
A6




DEMO CEILING PLAN - CLASSROOM 106

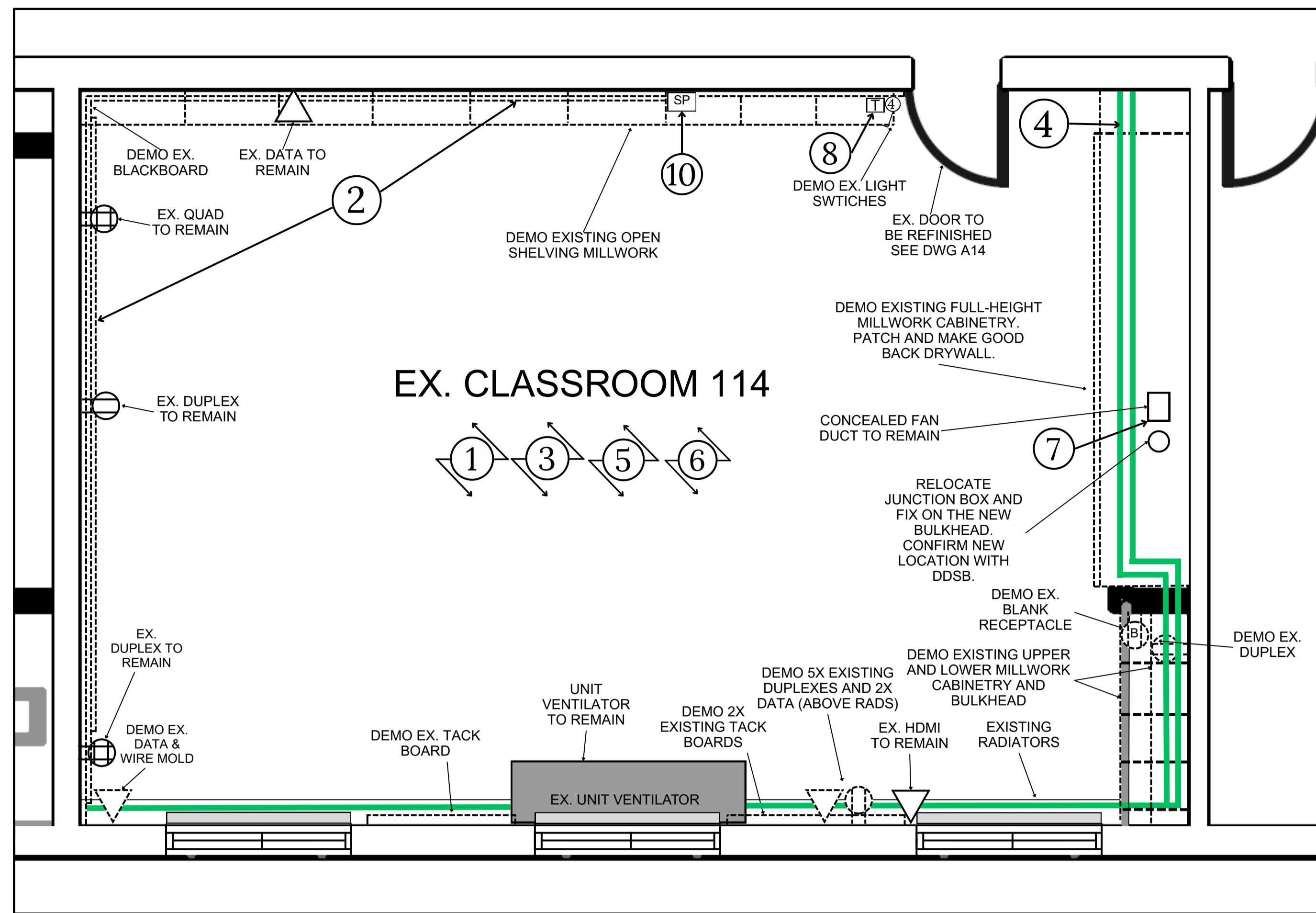
ALL WALLS TO REMAIN

2
A6

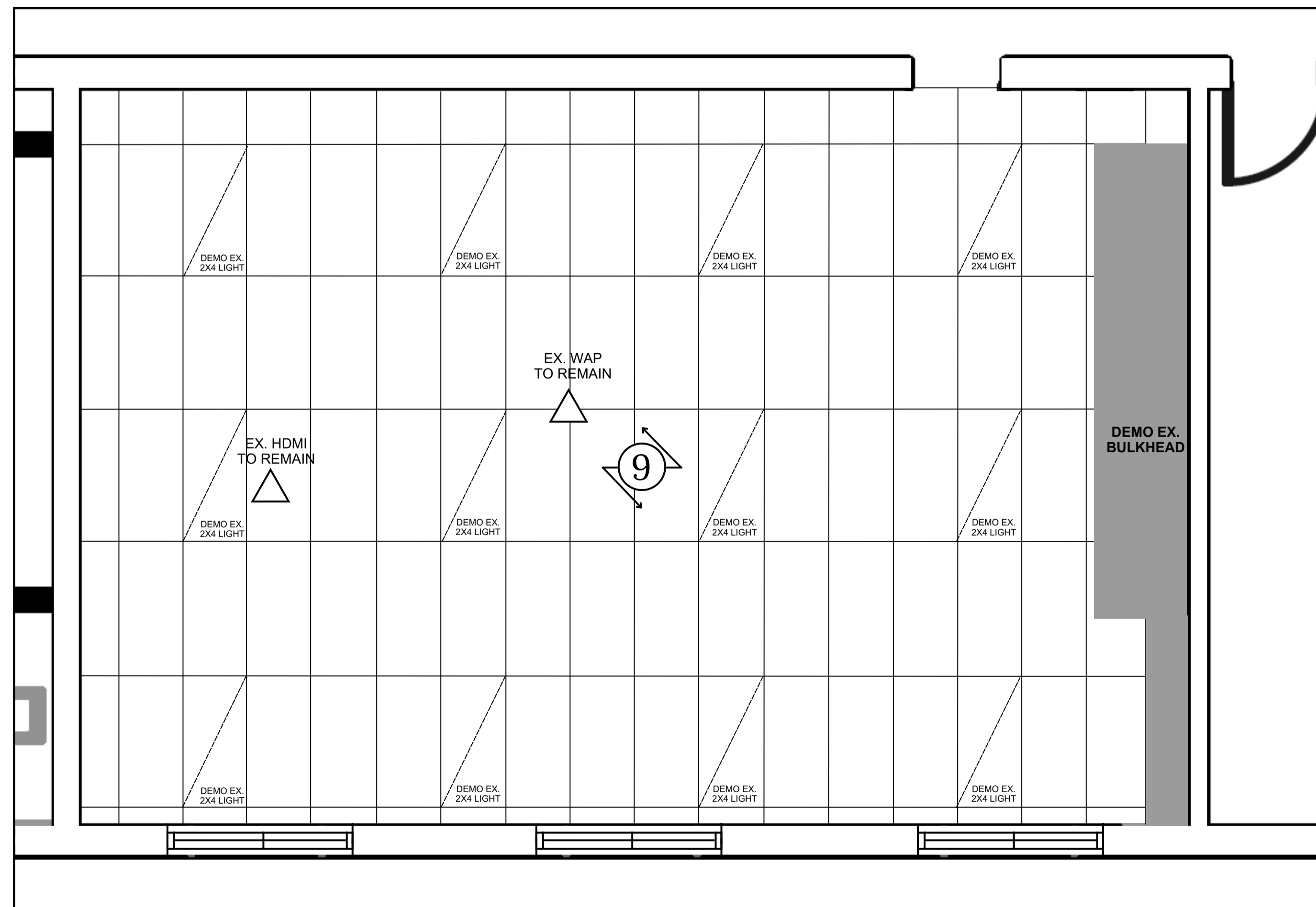
- ① REMOVE AND DISPOSE OF EXISTING WOOD PANNELLING SUBSTRATE BEHIND WHITEBOARDS.
- ② REMOVE AND DISPOSE OF EXISTING WHITE BOARDS.
- ③ CONFIRM LOCATION OF EXISTING RECEPTACLES, DATA AND, HDMI AND LIGHT SWITCHES IN CLASSROOM. REFER TO DRAWING A15 FOR REUSED CIRCUITS.
- ④ ALL EXISTING MECHANICAL PIPING ABOVE EXISTING FULL HEIGHT CABINET TO REMAIN. BUILD BULKHEAD AROUND EXISTING PIPING AFTER DEMO OF CABINET.
- ⑤ DEMO VINYL FLOORING AND REPLACE WITH NEW VCT FLOORING. DISPOSE OF OLD FLOORING.
- ⑥ REMOVE AND REINSTALL EXISTING PAPER TOWEL AND SOAP DISPENSERS. CONFIRM REINSTALL LOCATIONS WITH DDSB PROJECT SUPERVISOR.
- ⑦ EXISTING PLUMBING UNDER SINKS TO REMAIN. SINK TO BE REMOVED.
- ⑧ CONFIRM LOCATION OF EXISTING CONCEALED DUCT CONNECTED TO EXHAUST FAN ABOVE CEILING. BUILD BULKHEAD AROUND DUCT. SUPPLY AND INSTALL 36" x 36" ACCESS HATCH ON BULKHEAD.
- ⑨ TEMPERATURE SENSORS TO BE REMOVED BY DDSB BEFORE CONSTRUCTION.
- ⑩ REMOVE AND REPLACE ANY DAMAGED OR CHIPPED EXISTING CEILING TILES WITH NEW CEILING TILES. DISPOSE OF OLD TILES.
- ⑪ EXISTING PA SPEAKERS TO BE REMOVED, NEW PA SPEAKERS TO BE SUPPLIED AND INSTALLED BY OTHERS. DDSB TO COORDINATE.
- ⑫ REMOVE ALL EXISTING LIGHTS. NEW LIGHTS TO BE INSTALLED. SEE DWG A15.

0	ISSUED FOR TENDER	MAR 26, 2026
REV	REASON FOR ISSUANCE	DATE
TITLE DEMO PLAN - CLASSROOM 106		
Address 506 Woodcrest Avenue, Oshawa, ON L1J 2T8		
School WOODCREST PS	Date: MAR 26, 2026	
	Drawn By: NT	
	Scale: N.T.S.	
	Checked By: MK	
	Project Number: T26-26	
		A6





1 A8 DEMO FLOOR PLAN - CLASSROOM 114



2 A8 DEMO CEILING PLAN - CLASSROOM 114

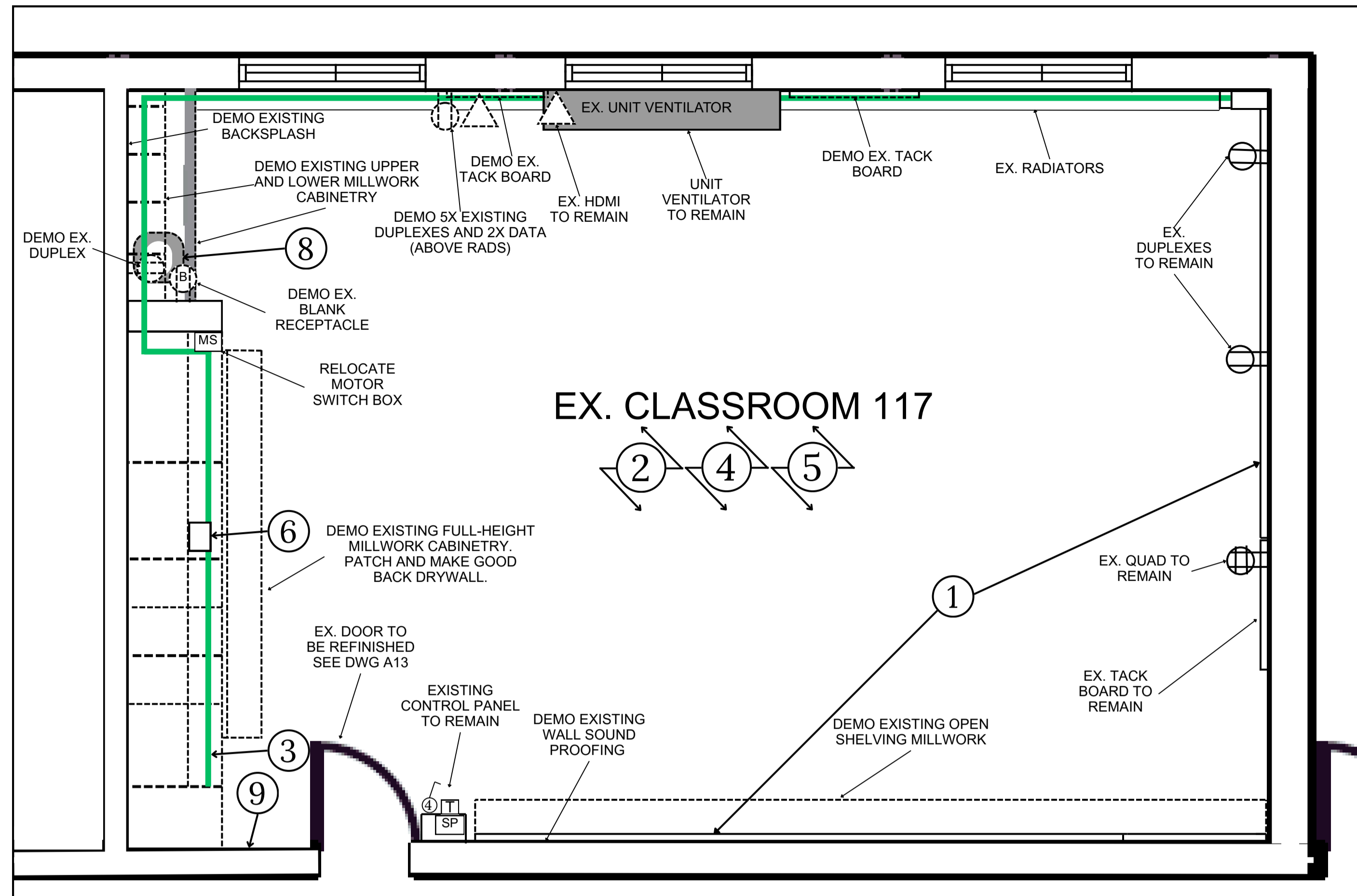
ALL WALLS TO REMAIN



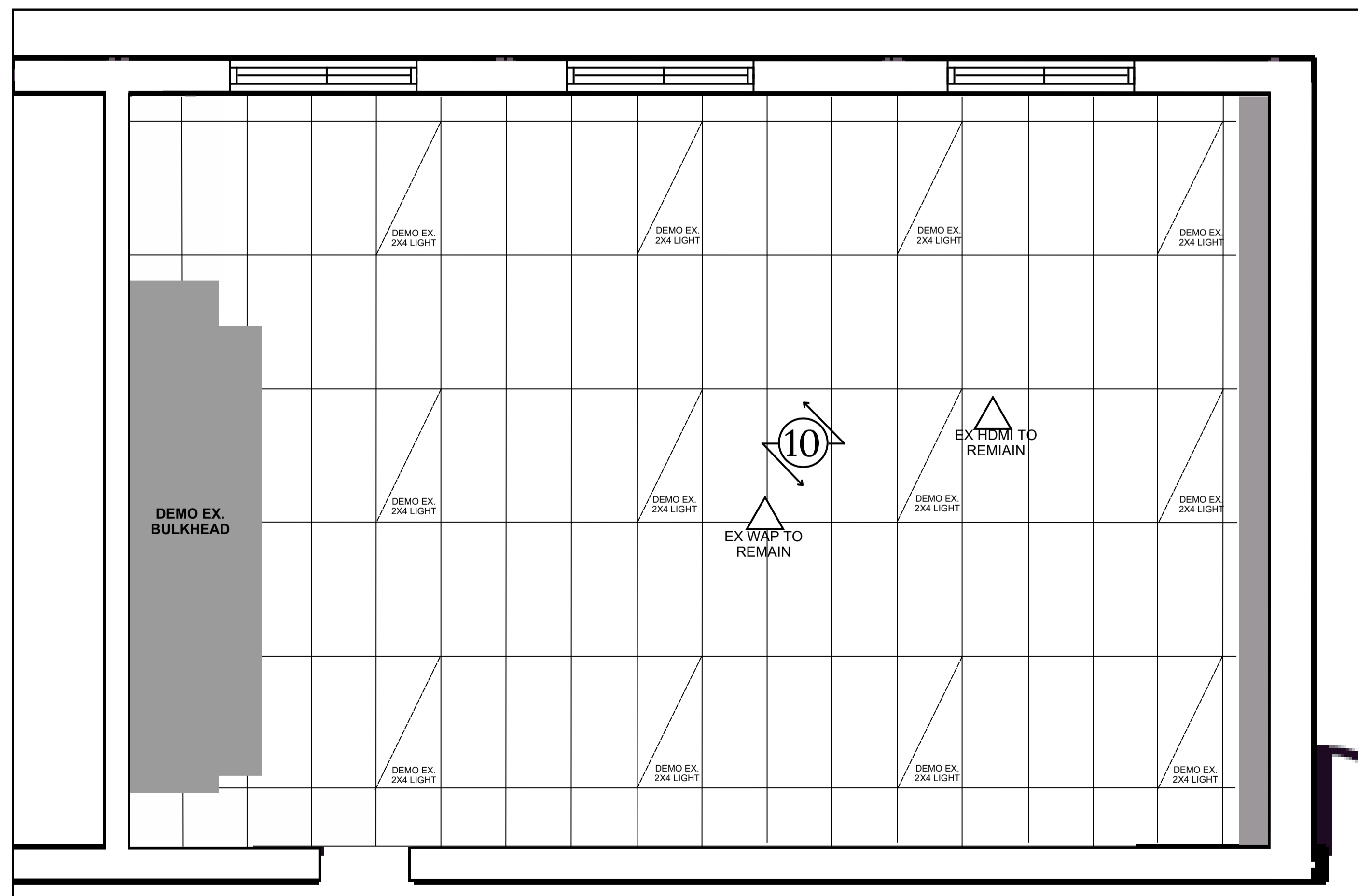
- ① REMOVE AND DISPOSE OF EXISTING WOOD PANNELLING SUBSTRATE BEHIND WHITEBOARDS.
- ② REMOVE AND DISPOSE OF EXISTING WHITE BOARDS.
- ③ CONFIRM LOCATION OF EXISTING RECEPTACLES, DATA AND, HDMI AND LIGHT SWITCHES IN CLASSROOM. REFER TO DRAWING A14 FOR REUSED CIRCUITS.
- ④ ALL EXISTING MECHANICAL PIPING ABOVE EXISTING FULL HEIGHT CABINET TO REMAIN. BUILD BULKHEAD AROUND EXISTING PIPING AFTER DEMO OF CABINET.
- ⑤ DEMO VINYL FLOORING AND REPLACE WITH NEW VCT FLOORING. DISPOSE OF OLD FLOORING.
- ⑥ REMOVE AND REINSTALL EXISTING PAPER TOWEL AND SOAP DISPENSERS. CONFIRM REINSTALL LOCATIONS WITH DDSB PROJECT SUPERVISOR.
- ⑦ CONFIRM LOCATION OF EXISTING CONCEALED DUCT CONNECTED TO EXHAUST FAN ABOVE CEILING. BUILD BULKHEAD AROUND DUCT. SUPPLY AND INSTALL 36" x 36" ACCESS HATCH ON BULKHEAD.
- ⑧ TEMPERATURE SENSORS TO BE REMOVED BY DDSB BEFORE CONSTRUCTION.
- ⑨ REMOVE AND REPLACE ANY DAMAGED OR CHIPPED EXISTING CEILING TILES WITH NEW CEILING TILES. DISPOSE OF OLD TILES.
- ⑩ EXISTING PA SPEAKERS TO BE REMOVED, NEW PA SPEAKERS TO BE SUPPLIED AND INSTALLED BY OTHERS. DDSB TO COORDINATE.
- ⑪ REMOVE ALL EXISTING LIGHTS. NEW LIGHTS TO BE INSTALLED. SEE DWG A14.

0	ISSUED FOR TENDER	MAR 26, 2026
REV	REASON FOR ISSUANCE	DATE
TITLE DEMO PLAN - CLASSROOM 114		
Address 506 Woodcrest Avenue, Oshawa, ON L1J 2T8		
School WOODCREST PS	Date: MAR 26, 2026	
	Drawn By: NT	
	Scale: N.T.S.	
	Checked By: MK	
	Project Number: T26-26	
		A8





1
A10
DEMO FLOOR PLAN - CLASSROOM 117




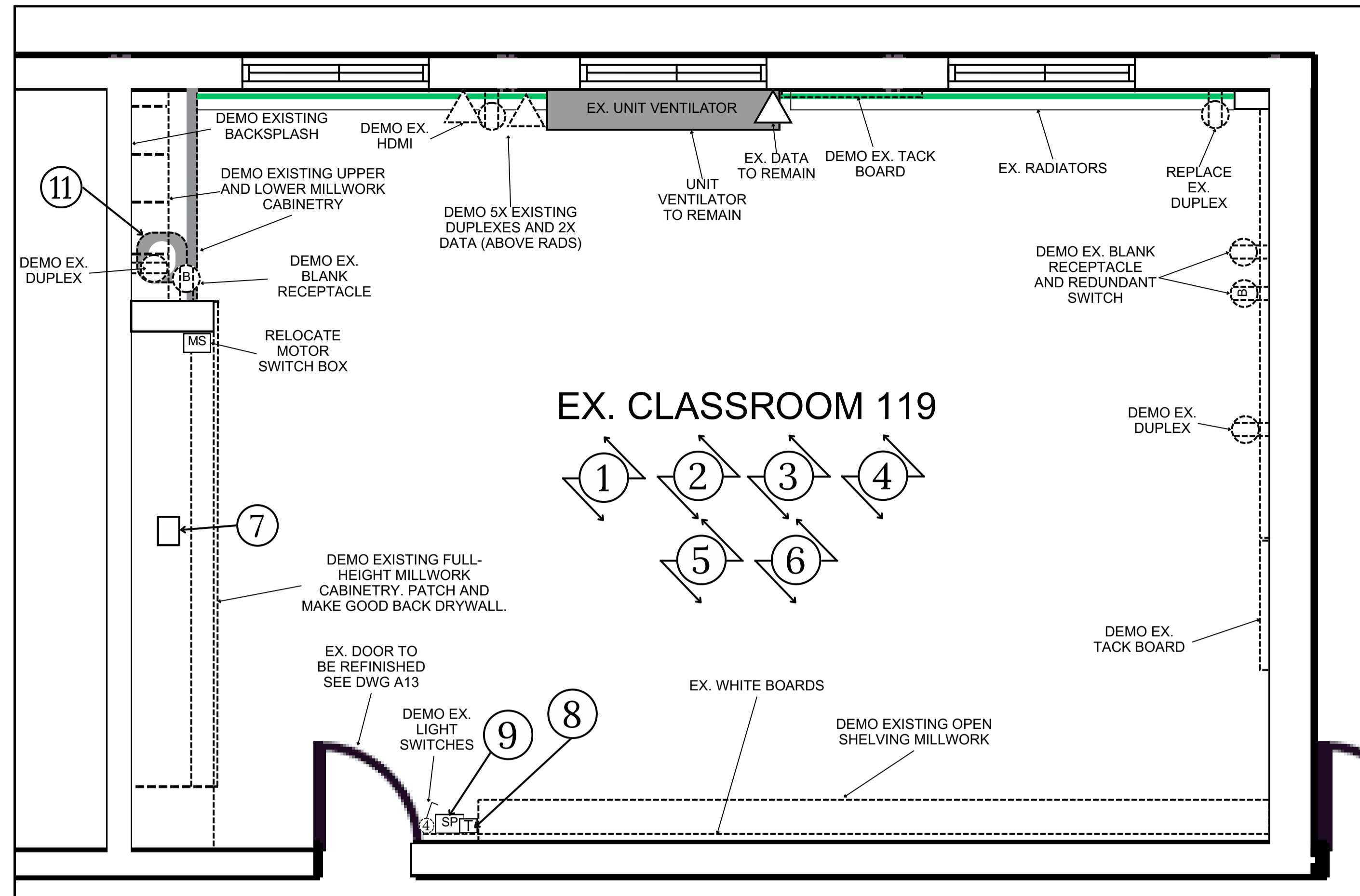
2
A10
DEMO CEILING PLAN - CLASSROOM 117

ALL WALLS TO REMAIN

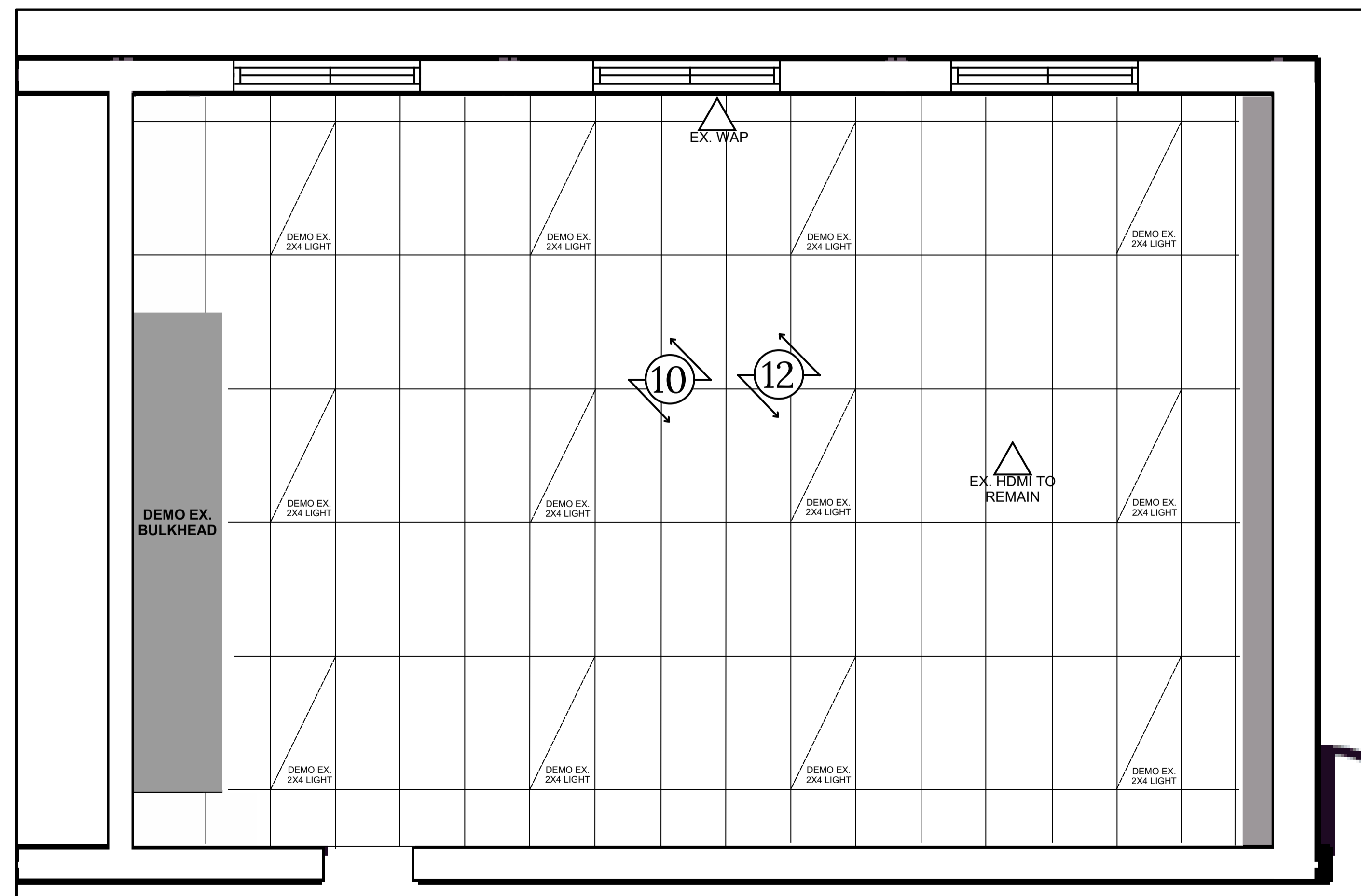


- ① EXISTING WHITEBOARDS TO REMAIN.
- ② CONFIRM LOCATION OF EXISTING RECEPTACLES, DATA AND, HDMI AND LIGHT SWITCHES IN CLASSROOM.
- ③ ALL EXISTING MECHANICAL PIPING ABOVE EXISTING FULL HEIGHT CABINET TO REMAIN. BUILD BULKHEAD AROUND EXISTING PIPING AFTER DEMO OF CABINET.
- ④ DEMO VINYL FLOORING AND REPLACE WITH NEW VCT FLOORING. DISPOSE OF OLD FLOORING. REFER TO INCLUDED PARASOL DESIGNATED SUBSTANCE REPORT FOR ABATEMENT REQUIREMENTS.
- ⑤ REMOVE AND REINSTALL EXISTING PAPER TOWEL AND SOAP DISPENSERS. CONFIRM REINSTALL LOCATIONS WITH DDSB PROJECT SUPERVISOR.
- ⑥ CONFIRM LOCATION OF EXISTING CONCEALED DUCT CONNECTED TO EXHAUST FAN ABOVE CEILING. BUILD BULKHEAD AROUND DUCT. SUPPLY AND INSTALL 36" x 36" ACCESS HATCH ON BULKHEAD.
- ⑦ REMOVE AND REPLACE ANY DAMAGED OR CHIPPED EXISTING CEILING TILES WITH NEW CEILING TILES. DISPOSE OF OLD TILES.
- ⑧ EXISTING PLUMBING UNDER SINK TO REMAIN. SINK TO BE REPLACED. DEMO COUNTER.
- ⑨ DEMO EXISTING SOUND PROOFING PANEL ON THE WALL. MAKE WALL GOOD AND PAINT.
- ⑩ REMOVE ALL EXISTING LIGHTS. NEW LIGHTS TO BE INSTALLED. SEE DWG A13.

0	ISSUED FOR TENDER	MAR 26, 2026
REV	REASON FOR ISSUANCE	DATE
TITLE DEMO PLAN - CLASSROOM 117		
Address 506 Woodcrest Avenue, Oshawa, ON L1J 2T8		
School WOODCREST PS	Date: MAR 26, 2026	
	Drawn By: NT	
	Scale: N.T.S.	
	Checked By: MK	
	Project Number: T26-26	
 DDSB Ignite Learning		A10



1
A11
DEMO FLOOR PLAN - CLASSROOM 119



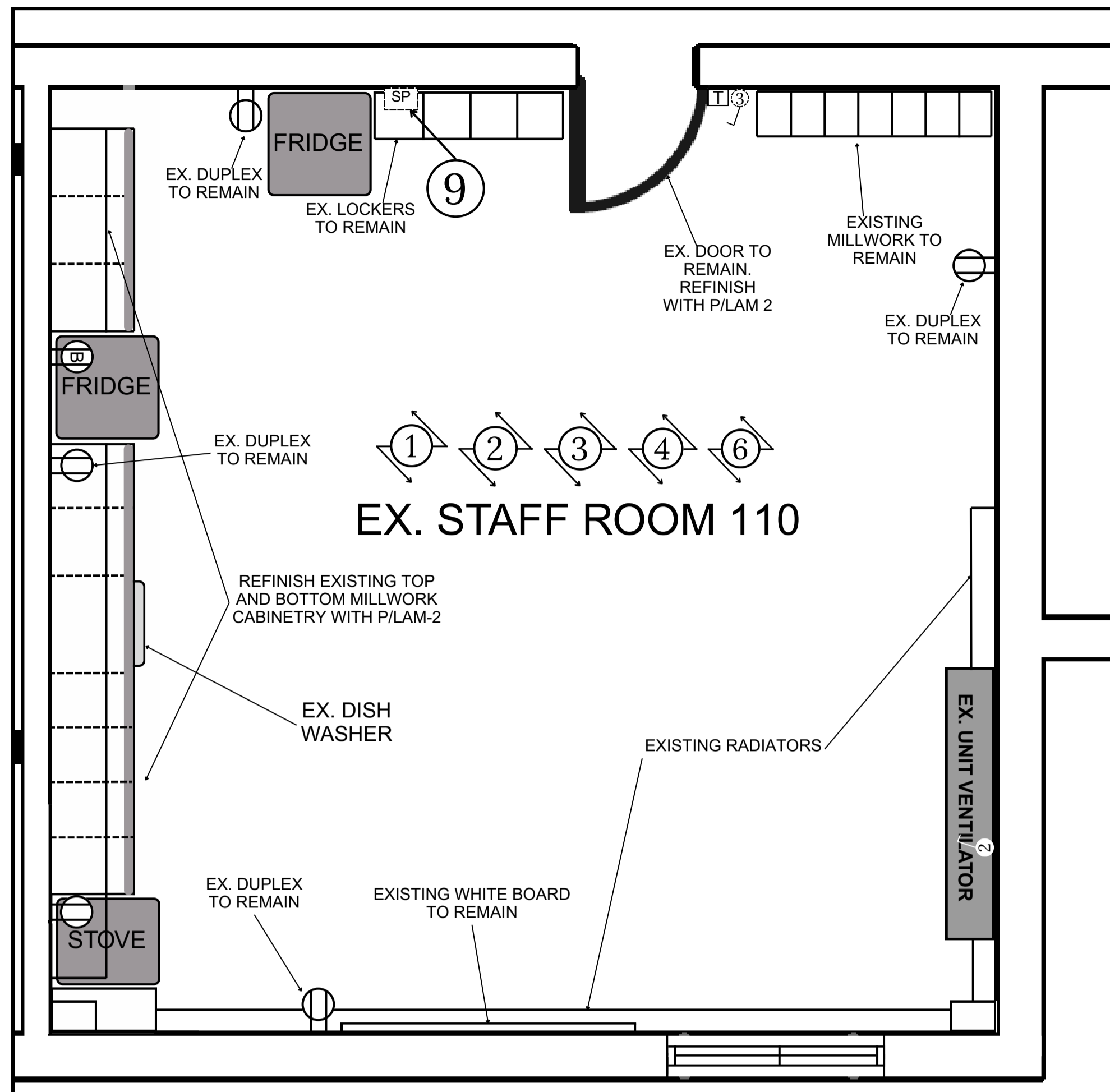
2
A11
DEMO CEILING PLAN - CLASSROOM 119

ALL WALLS TO REMAIN

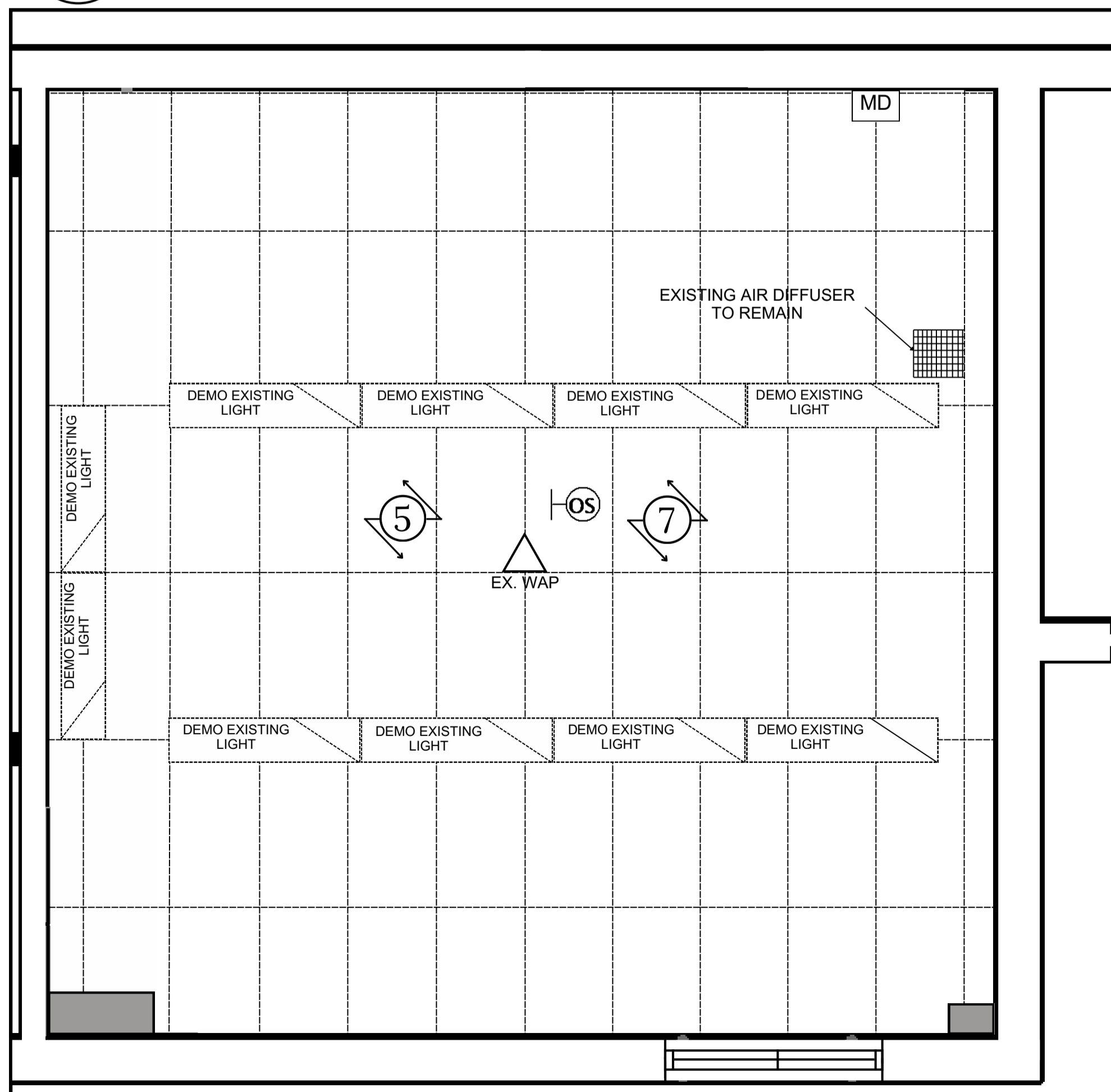


- ① REMOVE AND DISPOSE OF EXISTING WOOD PANNELLING SUBSTRATE BEHIND WHITEBOARDS.
- ② REMOVE AND DISPOSE OF EXISTING WHITE BOARDS.
- ③ CONFIRM LOCATION OF EXISTING RECEPTACLES, DATA AND, HDMI AND LIGHT SWITCHES IN CLASSROOM. REFER TO DRAWING A13 FOR REUSED CIRCUITS.
- ④ ANY EXISTING MECHANICAL PIPING ABOVE EXISTING FULL HEIGHT CABINET TO REMAIN. BUILD BULKHEAD AROUND EXISTING PIPING AFTER DEMO OF CABINET.
- ⑤ DEMO VINYL FLOORING AND REPLACE WITH NEW VCT FLOORING. DISPOSE OF OLD FLOORING.
- ⑥ REMOVE AND REINSTALL EXISTING PAPER TOWEL AND SOAP DISPENSERS. CONFIRM REINSTALL LOCATIONS WITH DDSB PROJECT SUPERVISOR.
- ⑦ CONFIRM LOCATION OF EXISTING CONCEALED DUCT CONNECTED TO EXHAUST FAN ABOVE CEILING. BUILD BULKHEAD AROUND DUCT. SUPPLY AND INSTALL 36" x 36" ACCESS HATCH ON BULKHEAD.
- ⑧ TEMPERATURE SENSORS TO BE REMOVED BY DDSB BEFORE CONSTRUCTION.
- ⑨ EXISTING PA SPEAKERS TO BE REMOVED, NEW PA SPEAKERS TO BE SUPPLIED AND INSTALLED BY OTHERS. DDSB TO COORDINATE.
- ⑩ REMOVE ALL EXISTING LIGHTS. NEW LIGHTS TO BE INSTALLED. SEE DWG A13.
- ⑪ EXISTING PLUMBING UNDER SINKS TO REMAIN. SINK TO BE REMOVED.
- ⑫ REMOVE AND REPLACE ANY DAMAGED OR CHIPPED EXISTING CEILING TILES WITH NEW CEILING TILES. DISPOSE OF OLD TILES.

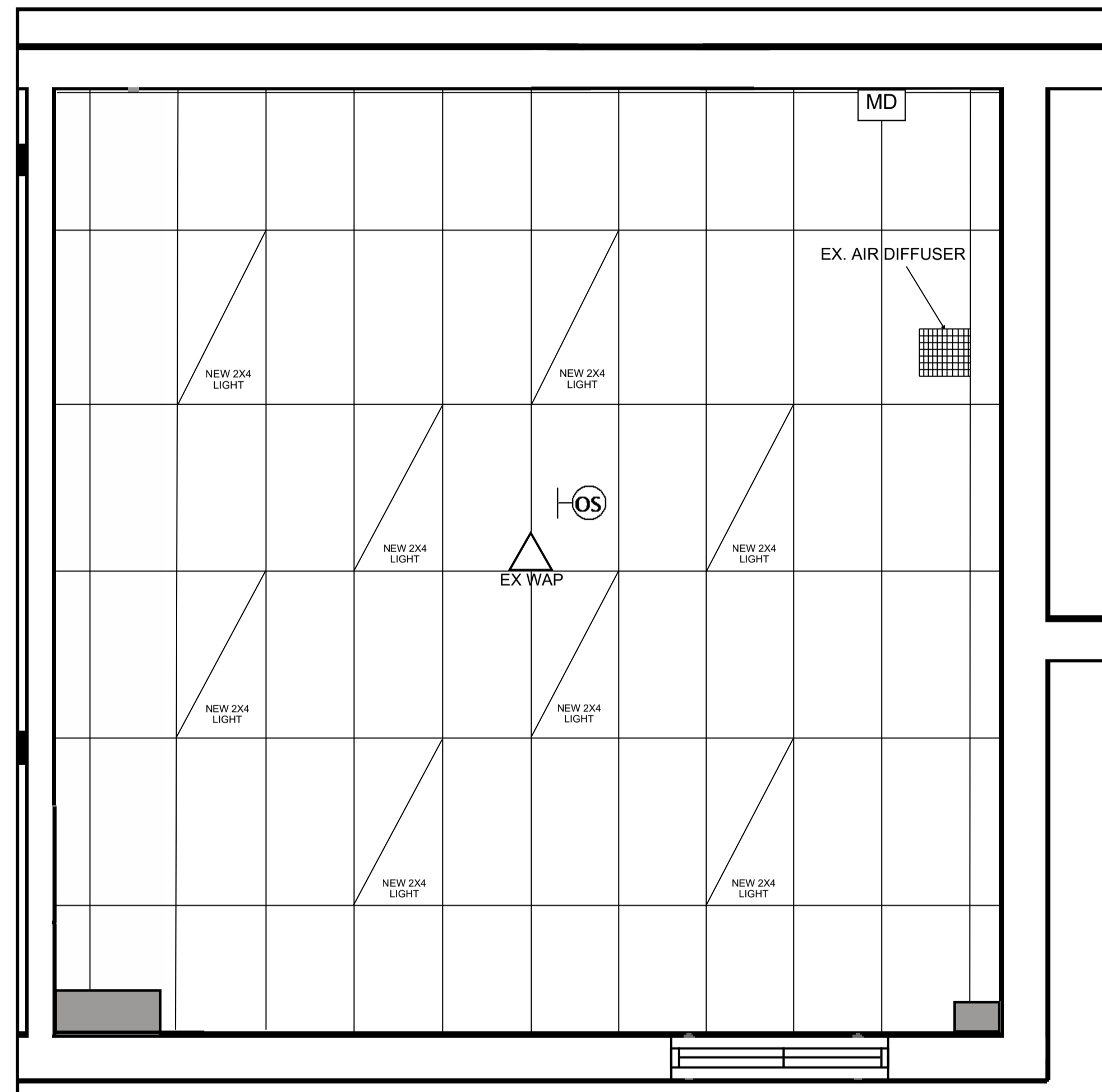
0	ISSUED FOR TENDER	MAR 26, 2026
REV	REASON FOR ISSUANCE	DATE
TITLE DEMO PLAN - CLASSROOM 119		
Address 506 Woodcrest Avenue, Oshawa, ON L1J 2T8		
School WOODCREST PS	Date: MAR 26, 2026	
	Drawn By: NT	
	Scale: N.T.S.	
	Checked By: MK	
	Project Number: T26-26	
		A11



1 DEMO FLOOR PLAN - STAFF ROOM 110
A12



2 DEMO CEILING PLAN - STAFF ROOM 110
A12



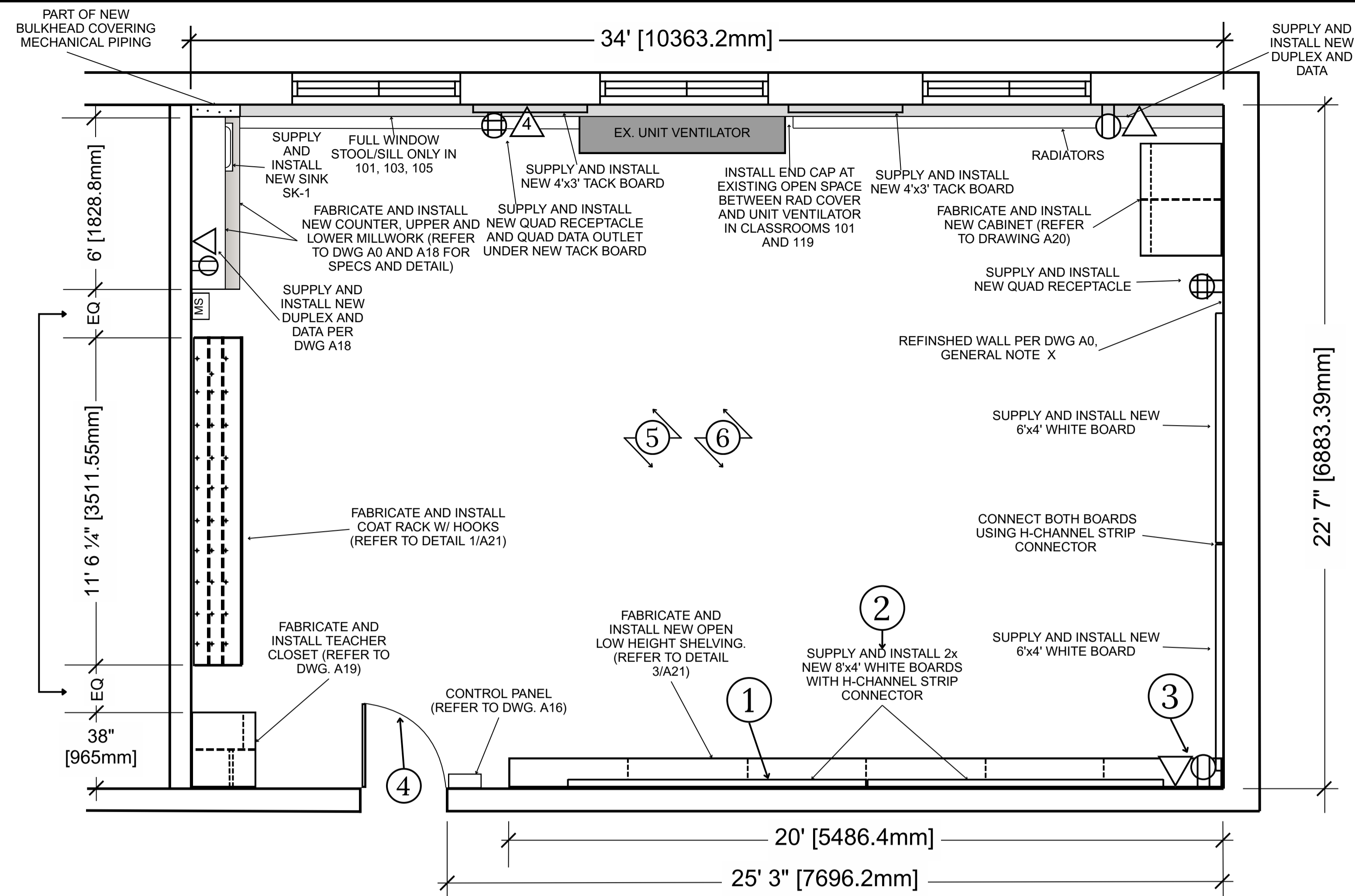
3 PROPOSED CEILING PLAN - STAFF ROOM 110
A12

- ① CONFIRM LOCATION OF EXISTING RECEPTACLES, DATA AND, HDMI AND LIGHT SWITCHES. ALL TO REMAIN.
- ② EXISTING PLUMBING AND COUNTER TO REMAIN.
- ③ REMOVE VINYL FLOORING AND REPLACE WITH NEW VCT FLOORING. DISPOSE OF OLD FLOORING.
- ④ REMOVE AND REINSTALL EXISTING PAPER TOWEL AND SOAP DISPENSERS. CONFIRM REINSTALL LOCATIONS WITH DDSB PROJECT SUPERVISOR.
- ⑤ WAP DEVICES AND TEMPERATURE SENSORS TO BE REMOVED BY DDSB BEFORE CONSTRUCTION.
- ⑥ REMOVE AND REPLACE ANY DAMAGED OR CHIPPED EXISTING CEILING TILES WITH NEW CEILING TILES. DISPOSE OF OLD TILES.
- ⑦ DEMO AND DISPOSE ALL EXISTING CEILING LIGHTS.
- ⑧ EXISTING PA SPEAKERS TO BE REMOVED. NEW PA SPEAKERS TO BE SUPPLIED AND INSTALLED BY OTHERS. DDSB TO COORDINATE.
- ⑨ PATCH UP DRY WALL OPENINGS, WEARS AND TEARS. PAINT THE ENTIRE ROOM AS SPECIFIED.

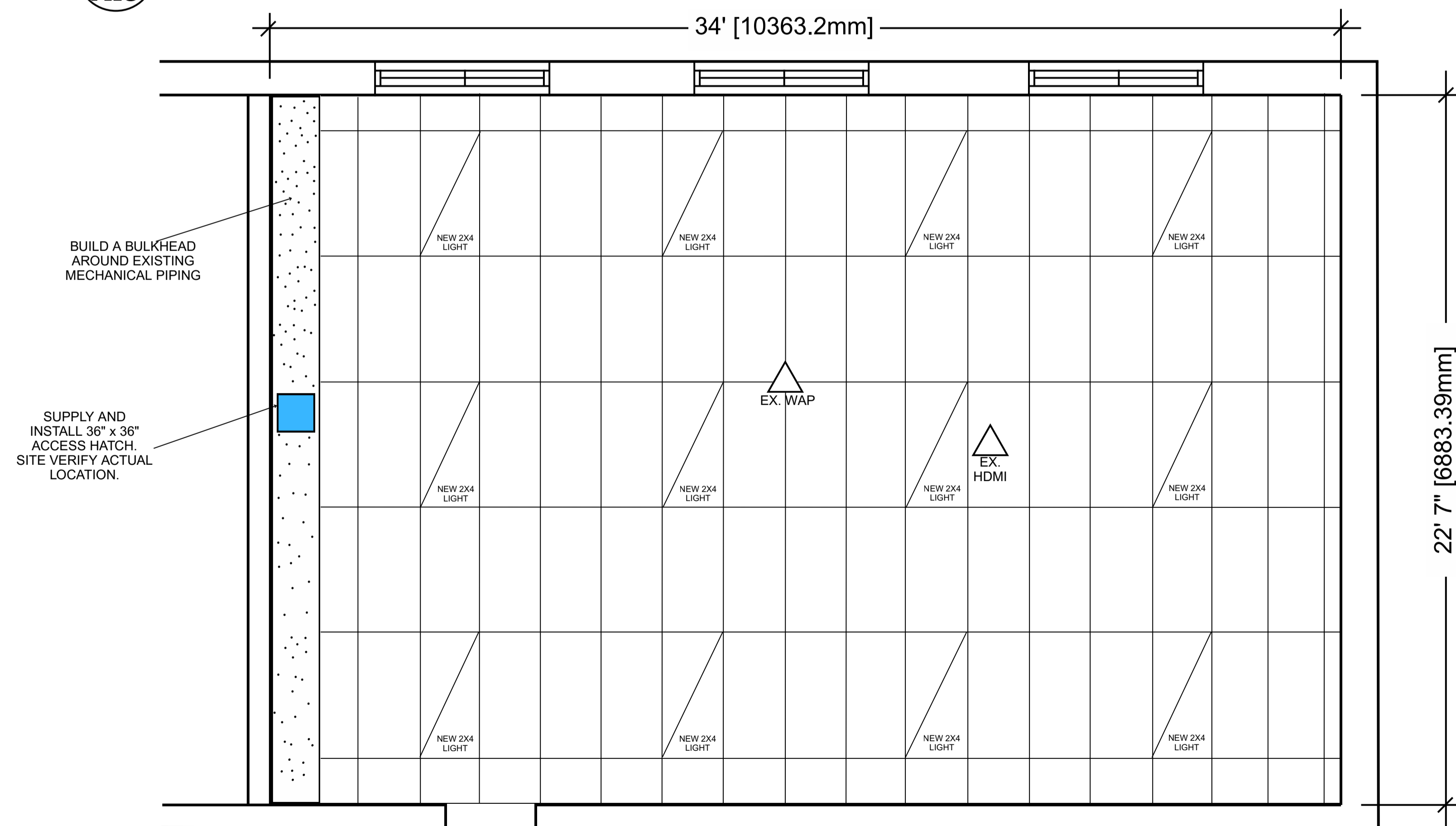
ALL WALLS TO REMAIN

0	ISSUED FOR TENDER	MAR 26, 2026
REV	REASON FOR ISSUANCE	DATE
TITLE DEMO & PROPOSED PLAN - STAFF ROOM 110		
Address 506 Woodcrest Avenue, Oshawa, ON L1J 2T8		
School WOODCREST PS	Date: MAR 26, 2026	
	Drawn By: NT	
	Scale: N.T.S.	
	Checked By: MK	
	Project Number: T26-26	
		A12






1
A13
PROPOSED FLOOR PLAN - CLASSROOMS 101, 103, 105, 117, 119

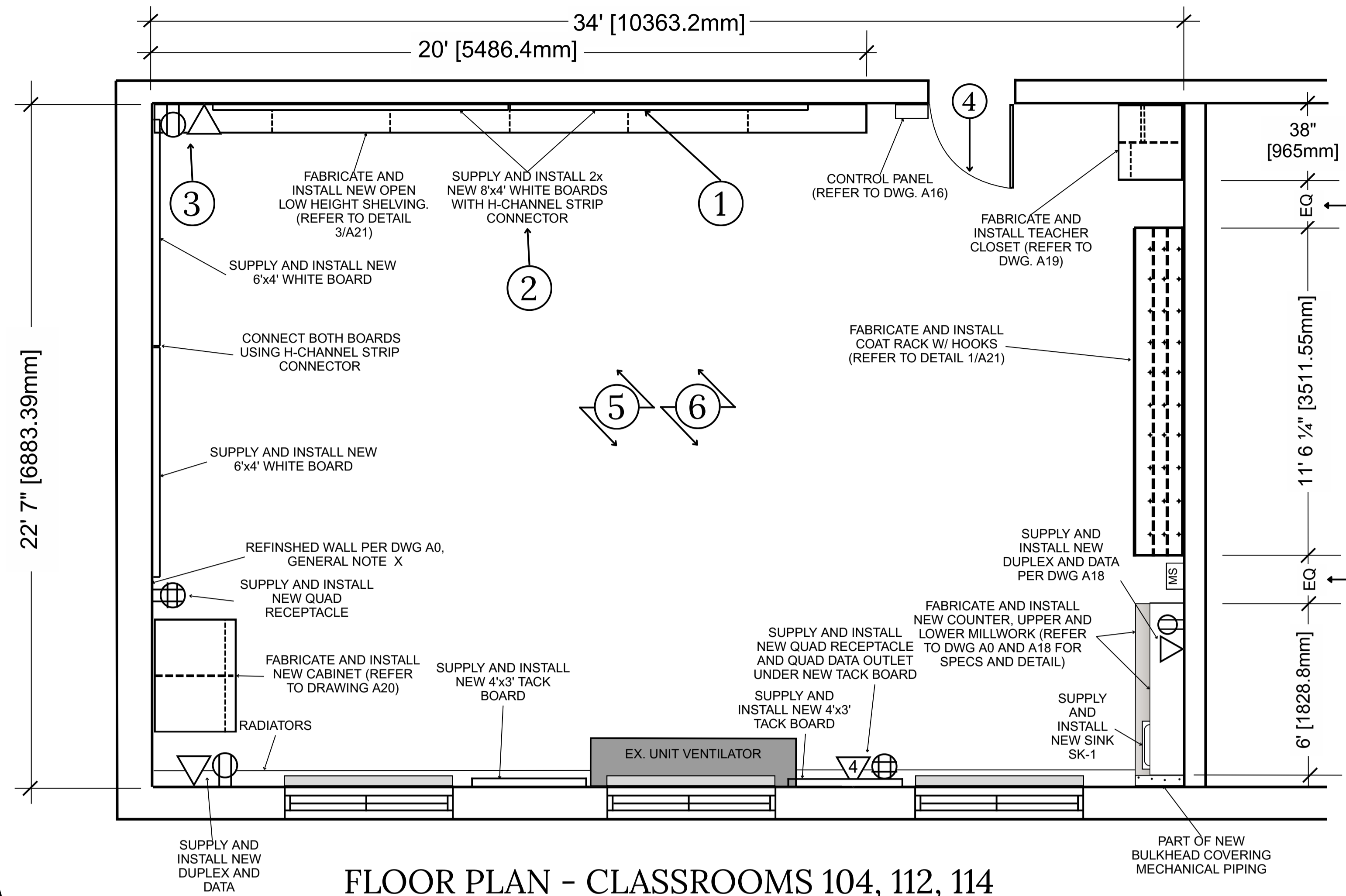


2
A13
PROPOSED CEILING PLAN - CLASSROOMS 101, 103, 105, 117, 119

- ① INSTALL WHITEBOARDS ABOVE LOW-HEIGHT OPEN STORAGE CABINETS I.E. AT 33" AFF.
- ② ALIGN WHITEBOARD H-CHANNEL STRIP WITH CENTRE OF LOW HEIGHT OPEN SHELVING BELOW WHITEBOARD.
- ③ SUPPLY AND INSTALL NEW DATA AND OUTLET ABOVE THE LOW HEIGHT OPEN STORAGE CABINET.
- ④ REFINISH DOOR WITH P/LAM 2.
- ⑤ ALL EXISTING RECEPTACLES, HDMI AND DATA OUTLETS NOT NOTED FOR DEMO ON DEMO DRAWINGS ARE TO REMAIN. MAKE GOOD.
- ⑥ INSTALL ALL NEW WALL RECEPTACLES AND DATA OUTLETS AT 39" ABOVE FINISHED FLOOR.

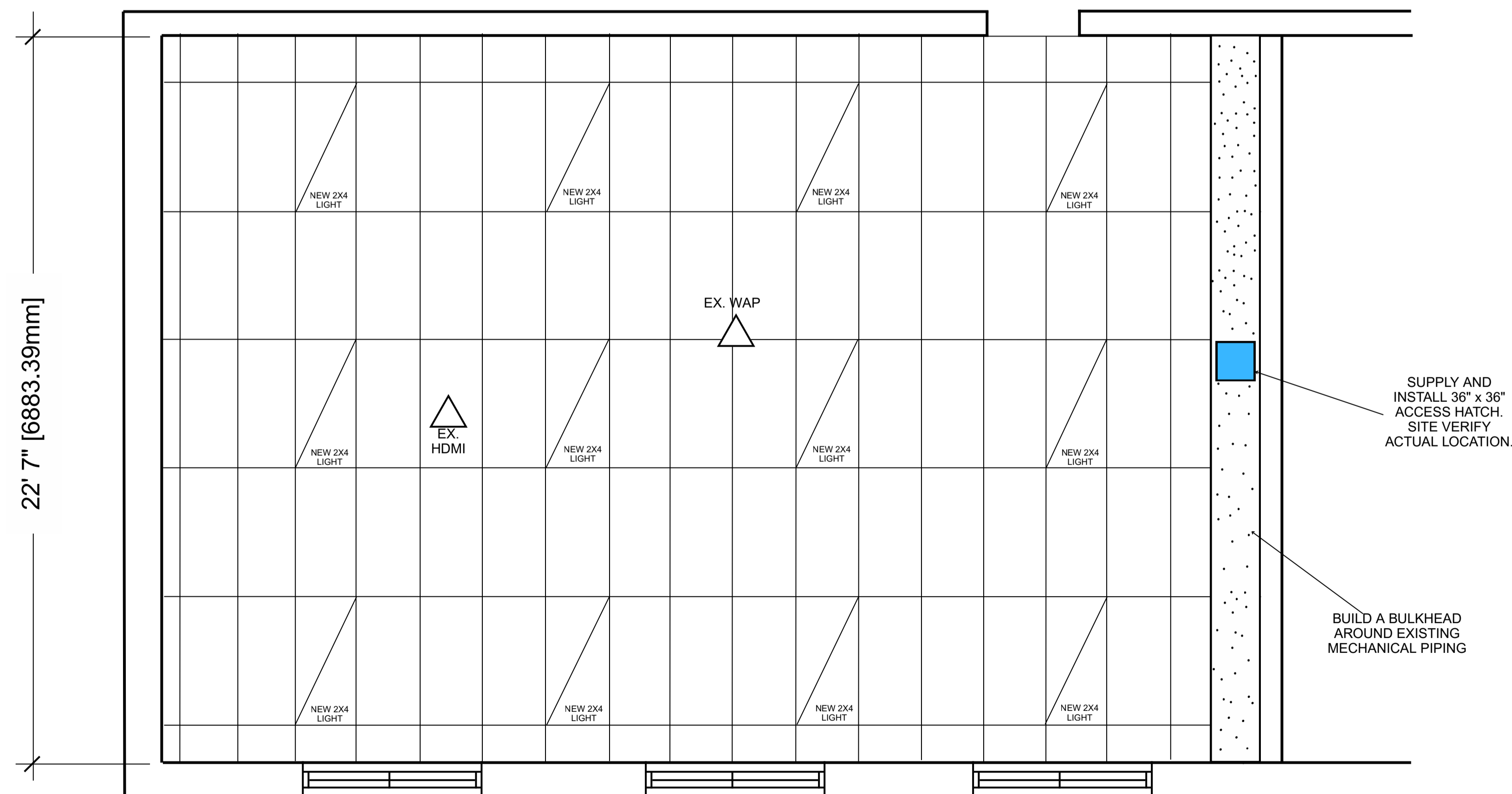
0	ISSUED FOR TENDER	MAR 26, 2026
REV	REASON FOR ISSUANCE	DATE
TITLE PROPOSED PLAN - CLASSROOMS 101, 103, 105, 117, 119		
Address 506 Woodcrest Avenue, Oshawa, ON L1J 2T8		
School WOODCREST PS		Date: MAR 26, 2026
		Drawn By: NT
		Scale: N.T.S.
		Checked By: MK
		Project Number: T26-26
		A13





FLOOR PLAN - CLASSROOMS 104, 112, 114

1
A14



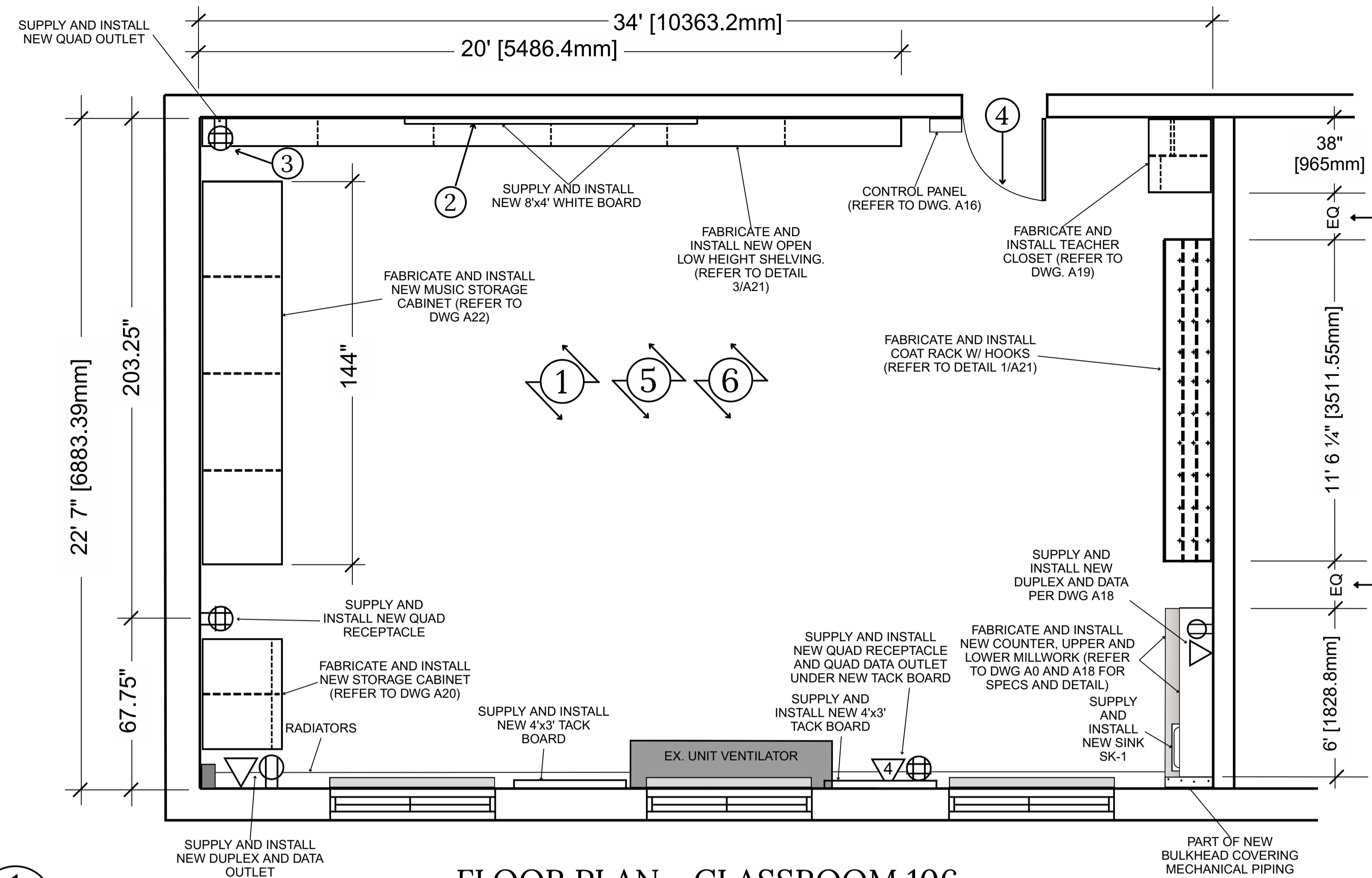
CEILING PLAN - CLASSROOMS 104, 112, 114

2
A14

- ① INSTALL WHITEBOARDS ABOVE LOW-HEIGHT OPEN STORAGE CABINETS I.E. AT 33" AFF.
- ② ALIGN WHITEBOARD H-CHANNEL STRIP WITH CENTRE OF LOW HEIGHT OPEN SHELVING BELOW WHITEBOARD.
- ③ SUPPLY AND INSTALL NEW DATA AND OUTLET ABOVE THE LOW HEIGHT OPEN STORAGE CABINET.
- ④ REFINISH DOOR WITH P/LAM 2.
- ⑤ ALL EXISTING RECEPTACLES, HDMI AND DATA OUTLETS NOT NOTED FOR DEMO ON DEMO DRAWINGS ARE TO REMAIN. MAKE GOOD.
- ⑥ INSTALL ALL NEW WALL RECEPTACLES AND DATA OUTLETS AT 39" ABOVE FINISHED FLOOR.

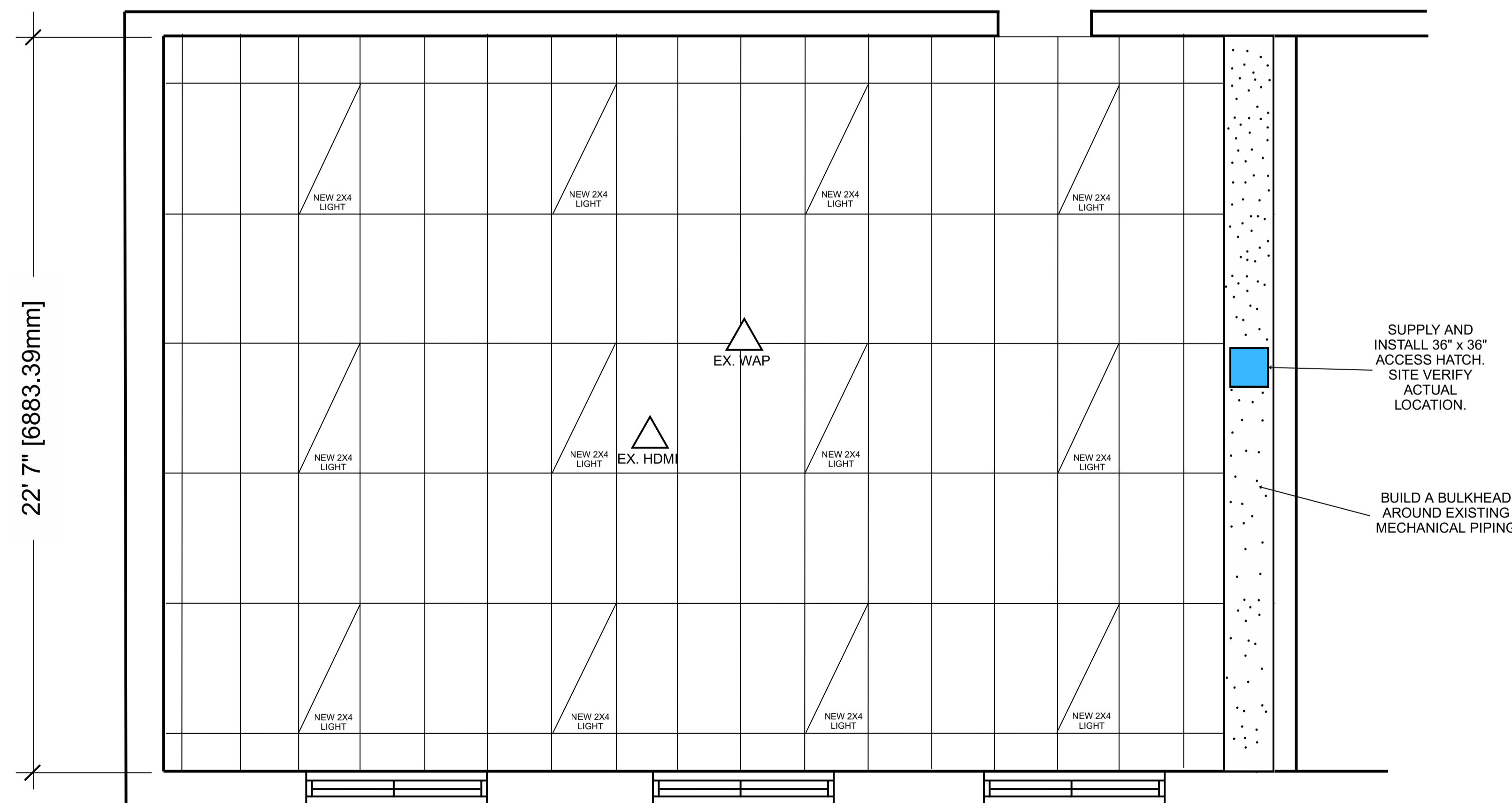
0	ISSUED FOR TENDER	MAR 26, 2026
REV	REASON FOR ISSUANCE	DATE
TITLE PROPOSED PLAN - CLASSROOMS 104, 112, 114		
Address 506 Woodcrest Avenue, Oshawa, ON L1J 2T8		
School WOODCREST PS	Date: MAR 26, 2026	
	Drawn By: NT	
	Scale: N.T.S.	
	Checked By: MK	
	Project Number: T26-26	
		A14





FLOOR PLAN - CLASSROOM 106

1
A15



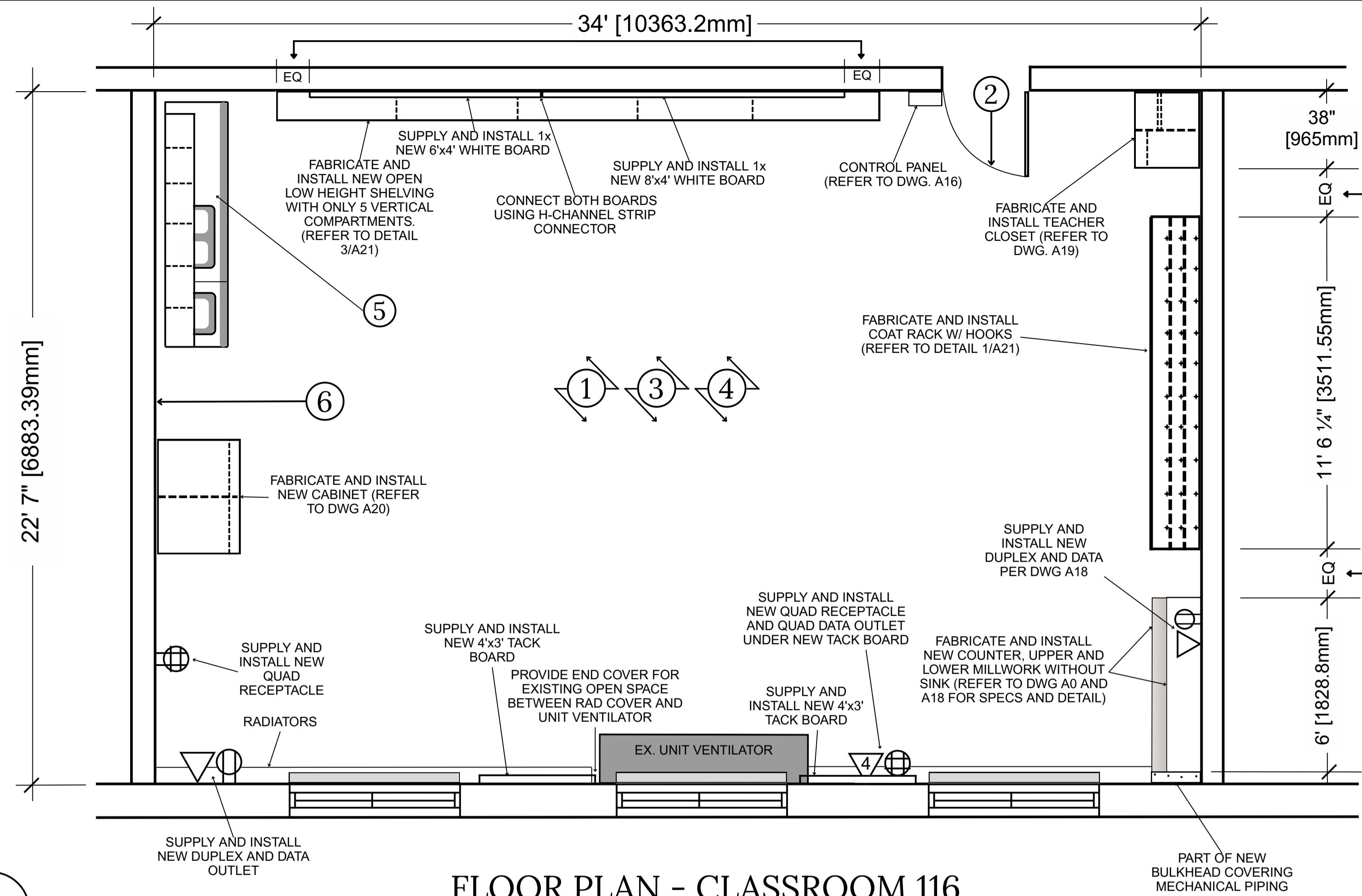
CEILING PLAN - CLASSROOM 106

2
A15

- ① INSTALL WHITEBOARDS ABOVE LOW-HEIGHT OPEN STORAGE CABINETS I.E. AT 33" AFF.
- ② CENTRE WHITEBOARD OVER LOW HEIGHT OPEN SHELVING.
- ③ SUPPLY AND INSTALL NEW QUAD OUTLET ABOVE THE LOW HEIGHT OPEN STORAGE CABINET.
- ④ REFINISH DOOR WITH P/LAM 2.
- ⑤ ALL EXISTING RECEPTACLES, HDMI AND DATA OUTLETS NOT NOTED FOR DEMO ON DEMO DRAWINGS ARE TO REMAIN. MAKE GOOD.
- ⑥ INSTALL ALL NEW WALL RECEPTACLES AND DATA OUTLETS AT 39" ABOVE FINISHED FLOOR.

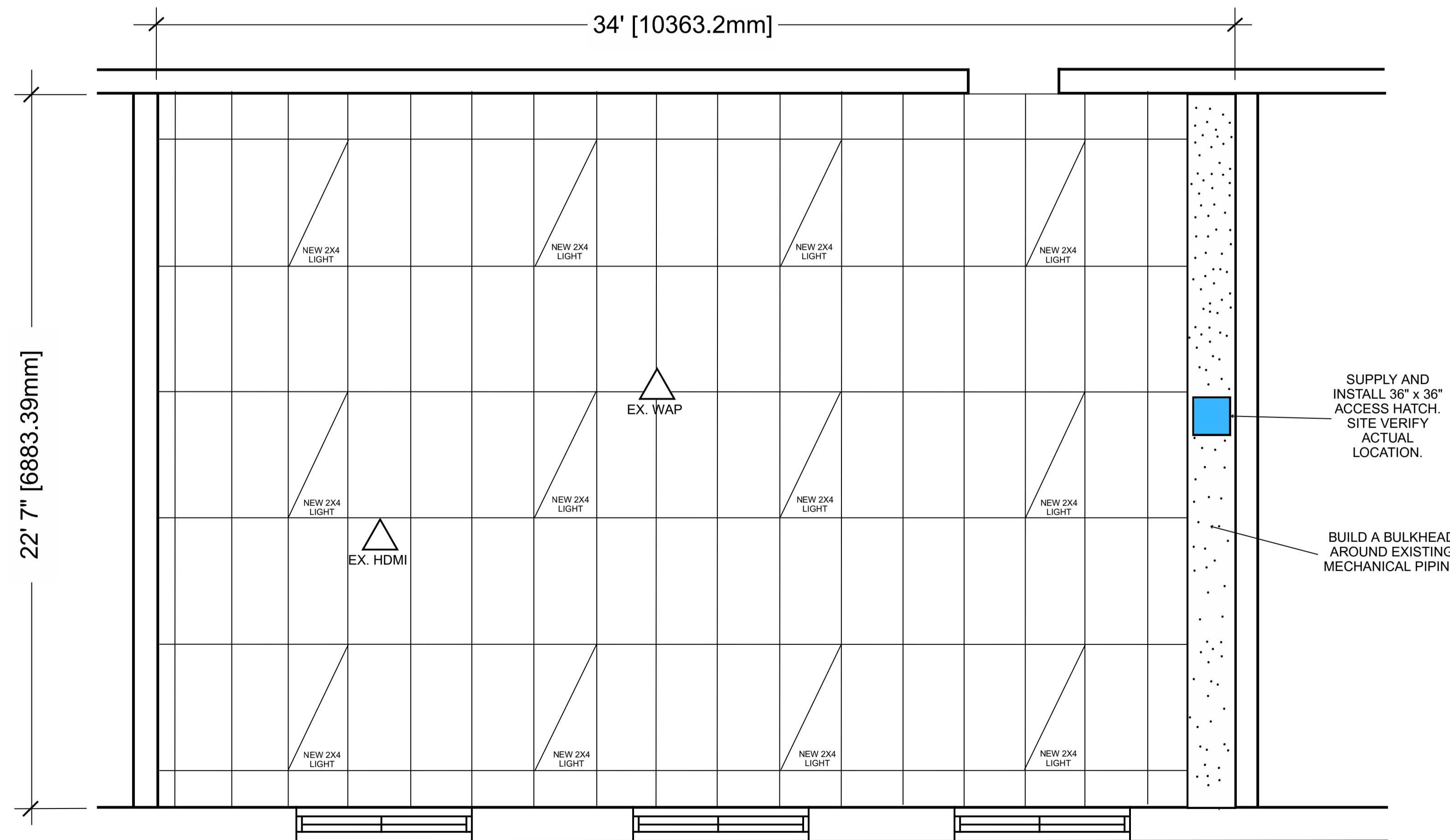
0	ISSUED FOR TENDER	MAR 26, 2026
REV	REASON FOR ISSUANCE	DATE
TITLE PROPOSED PLAN - CLASSROOM106 (MUSIC ROOM)		
Address 506 Woodcrest Avenue, Oshawa, ON L1J 2T8		
School WOODCREST PS	Date: MAR 26, 2026	
	Drawn By: NT	
	Scale: N.T.S.	
	Checked By: MK	
	Project Number: T26-26	
		A15





FLOOR PLAN - CLASSROOM 116

1
A16



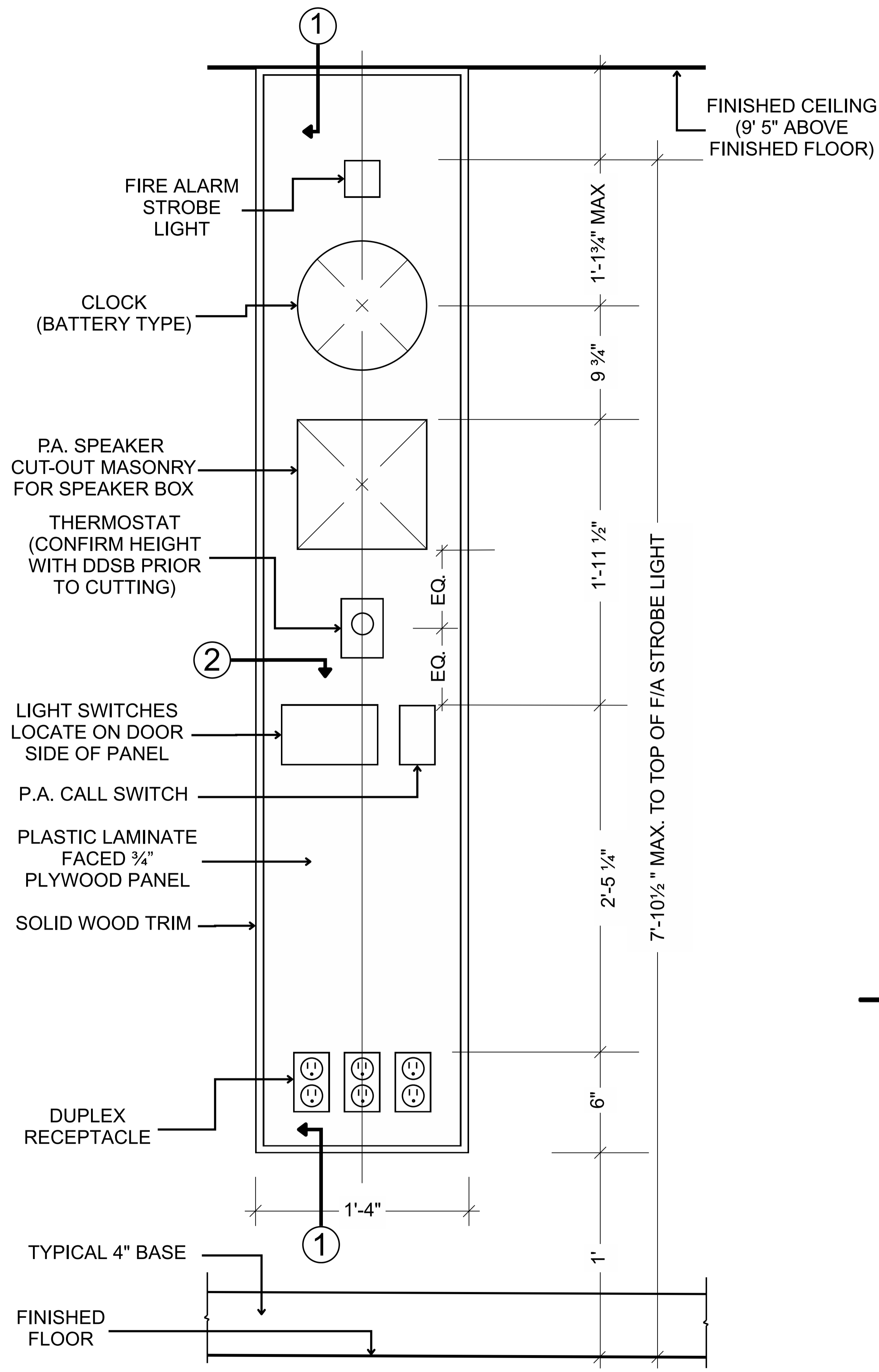
CEILING PLAN - CLASSROOM 116

2
A16

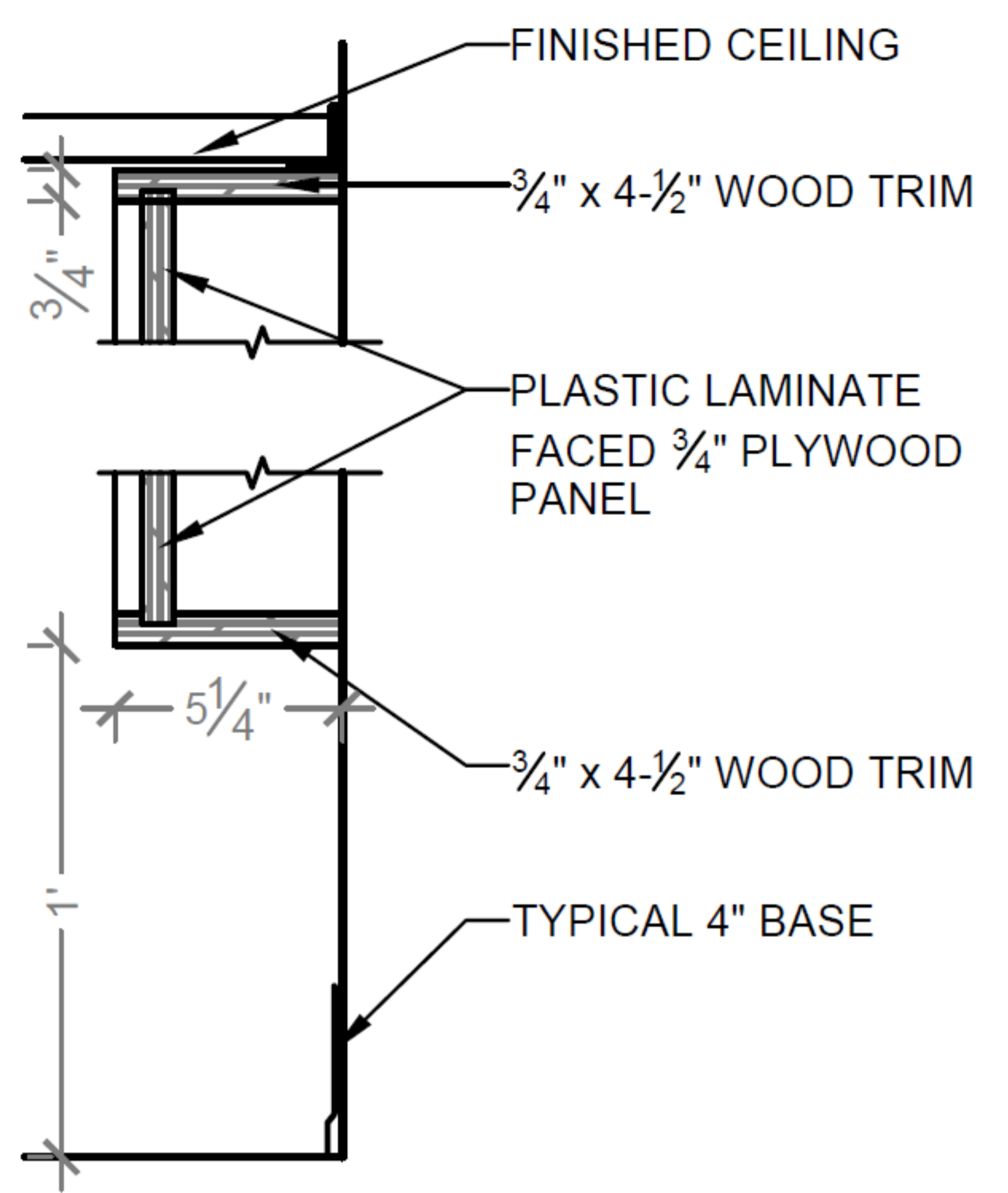
- ① INSTALL WHITEBOARDS ABOVE LOW-HEIGHT OPEN STORAGE CABINETS I.E. AT 33" AFF.
- ② REFINISH DOOR WITH P/LAM 2.
- ③ ALL EXISTING RECEPTACLES, HDMI AND DATA OUTLETS NOT NOTED TO BE DEMOLISHED ON DEMO DRAWINGS ARE TO REMAIN. MAKE GOOD.
- ④ INSTALL ALL NEW WALL RECEPTACLES AND DATA OUTLETS AT 39" ABOVE FINISHED FLOOR.
- ⑤ REFINISH EX. UPPER AND LOWER MILLWORK FACE WITH P/LAM-2. REFINISH COUNTER WITH P/LAM-1. SINKS TO REMAIN.
- ⑥ REFINISH THE DRYWALL AT THIS FRONT WALL, PAINT TO MATCH OTHER WALLS IN THE CLASS, AND INSTALL WHITEBOARDS AND MILLWORK ACCORDINGLY.

0	ISSUED FOR TENDER	MAR 26, 2026
REV	REASON FOR ISSUANCE	DATE
TITLE PROPOSED PLAN - CLASSROOM 116		
Address 506 Woodcrest Avenue, Oshawa, ON L1J 2T8		
School WOODCREST PS	Date: MAR 26, 2026	
	Drawn By: NT	
	Scale: N.T.S.	
	Checked By: MK	
	Project Number: T26-26	
		A16

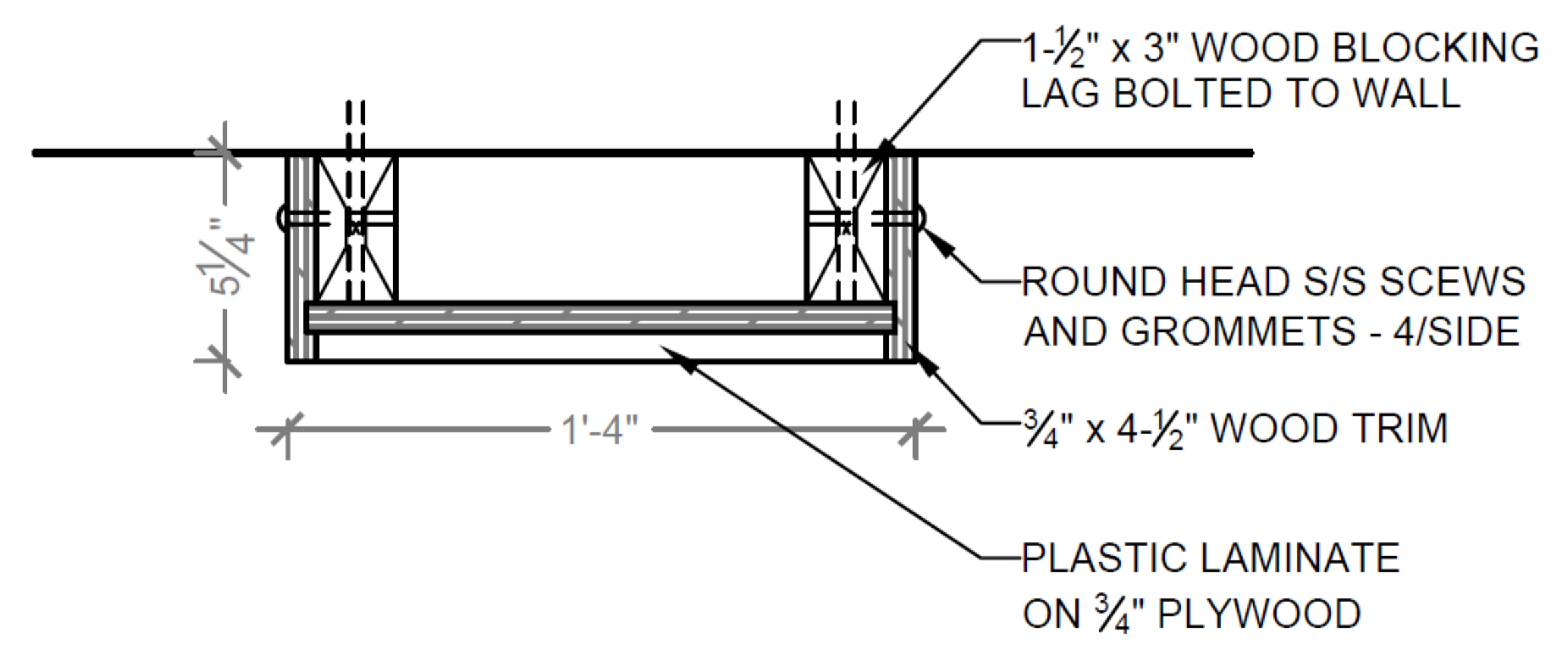





1
A17 TYPICAL CONTROL PANEL

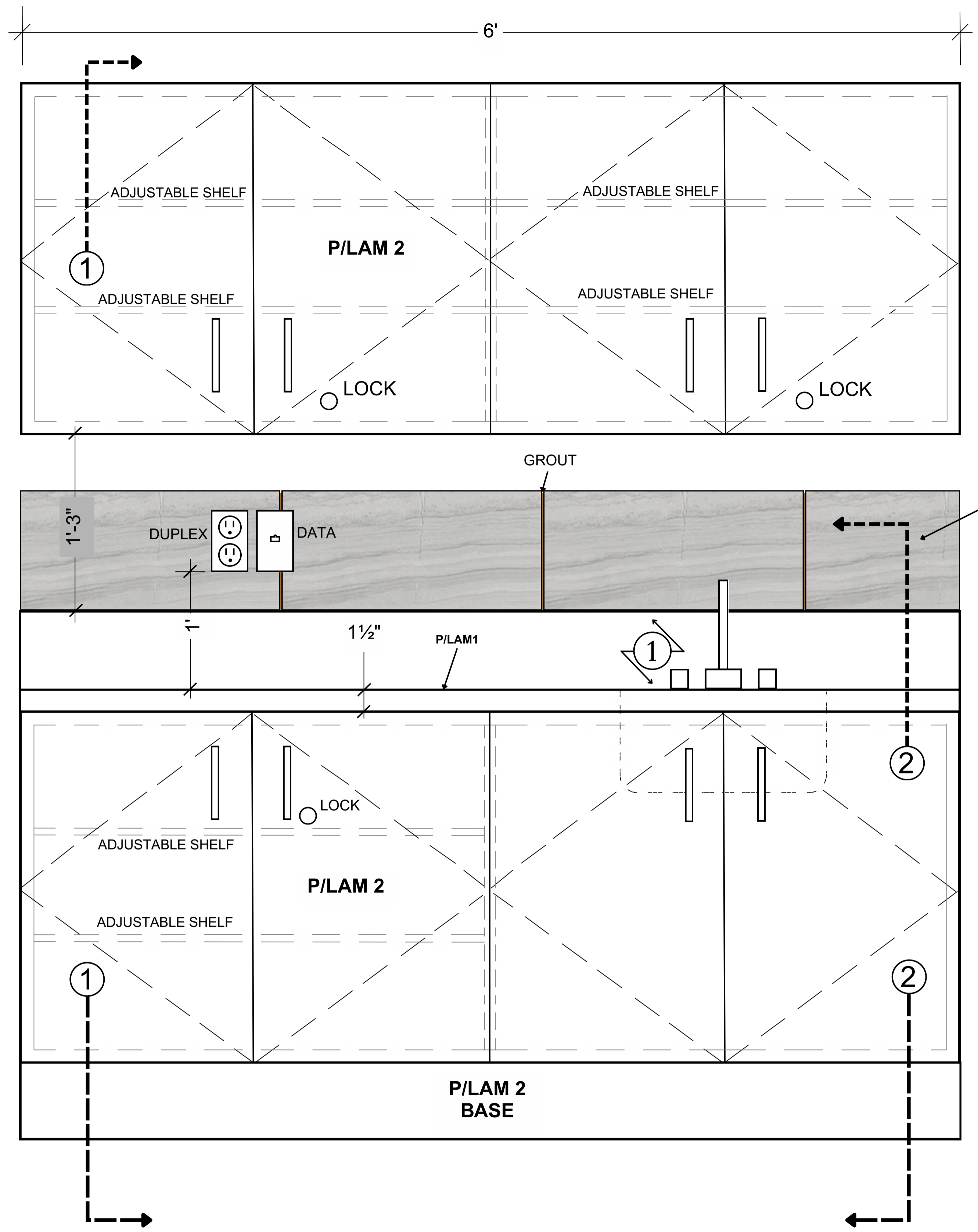
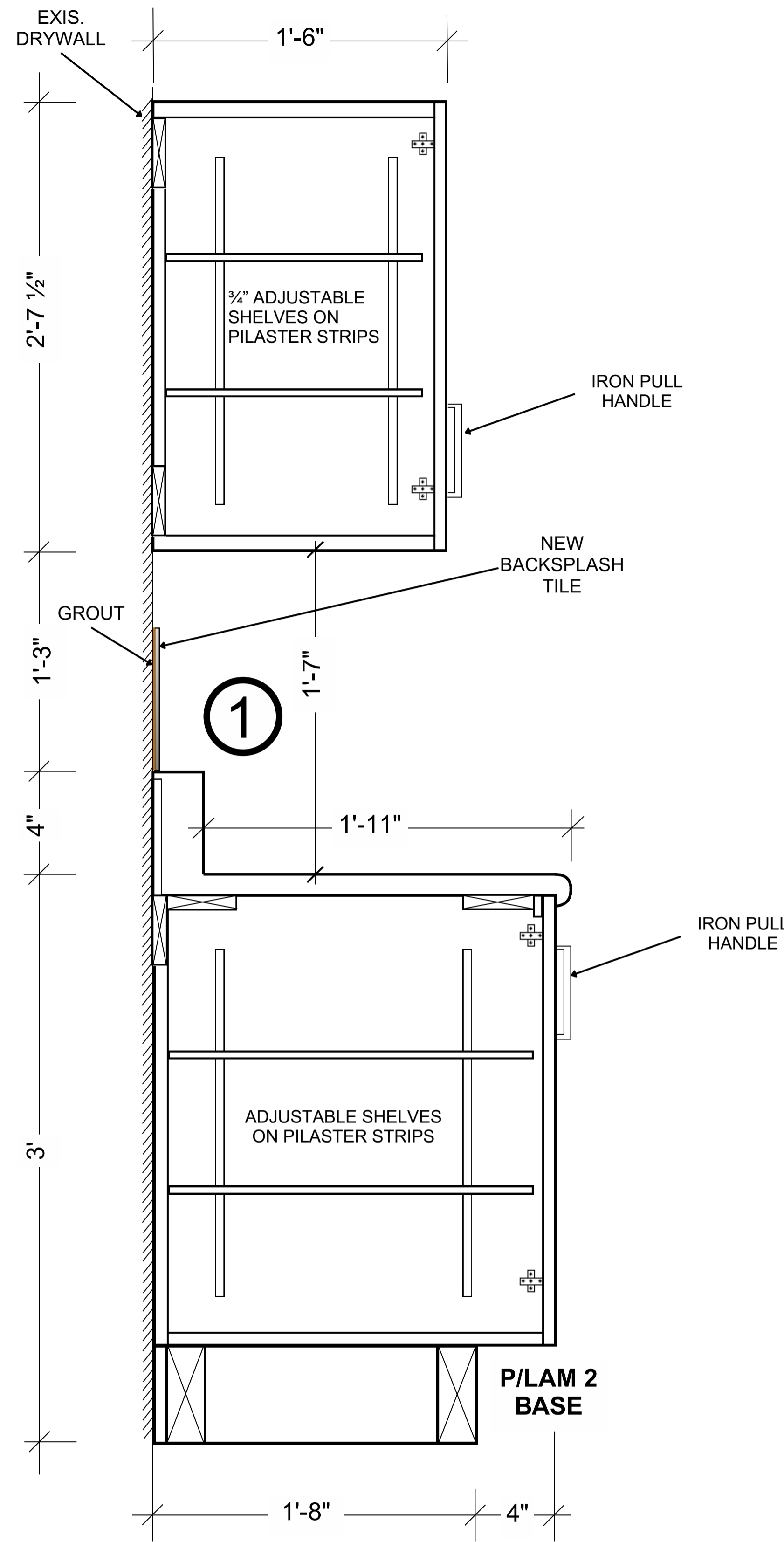


2
A17 SECTION 1

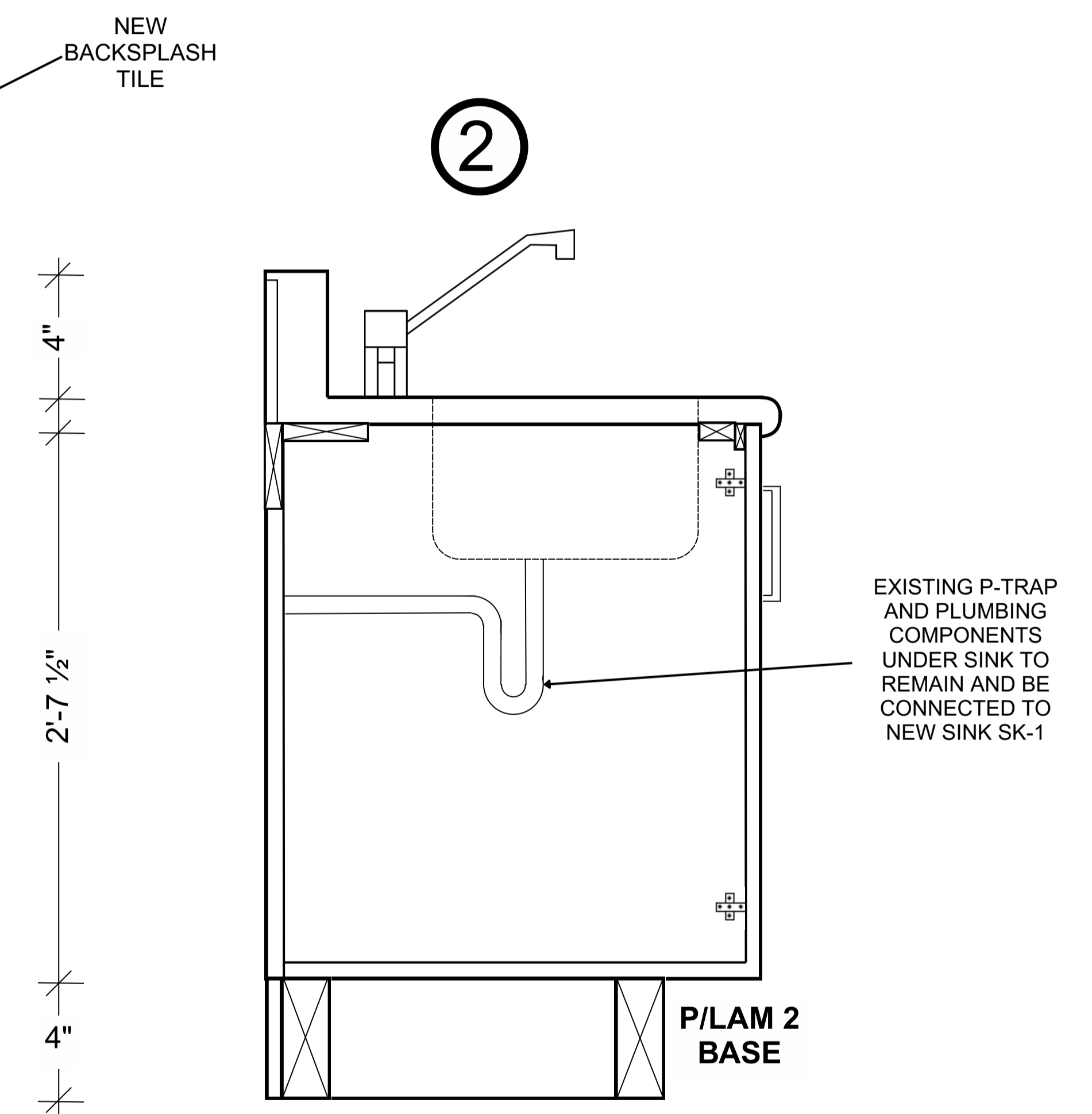


3
A17 SECTION 2

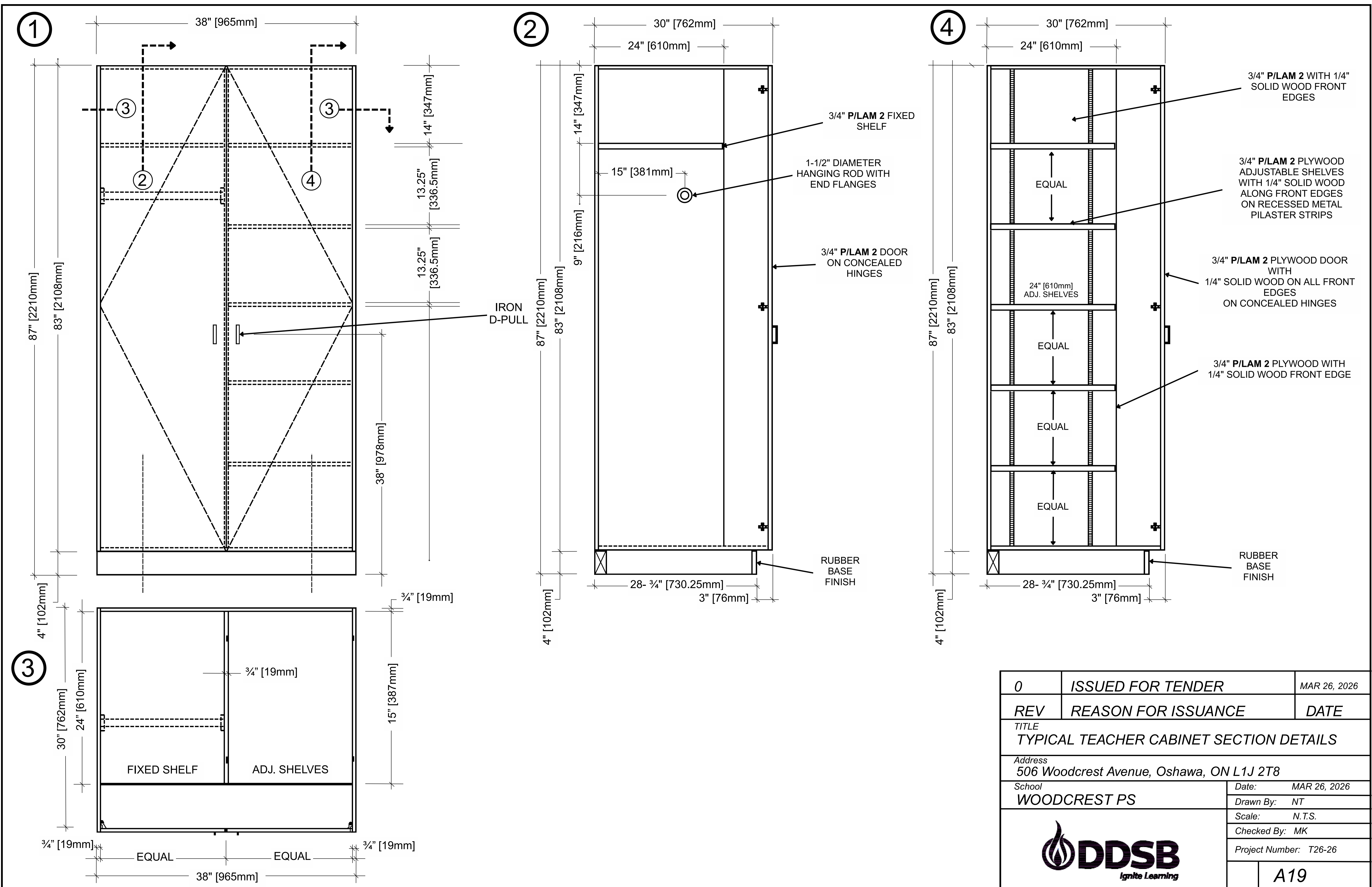
0	ISSUED FOR TENDER	MAR 26, 2026
REV	REASON FOR ISSUANCE	DATE
TITLE		
TYPICAL CONTROL PANEL ELEVATION AND SIDE VIEW		
Address		
506 Woodcrest Avenue, Oshawa, ON L1J 2T8		
School		Date: MAR 26, 2026
WOODCREST PS		Drawn By: NT
		Scale: N.T.S.
		Checked By: MK
		Project Number: T26-26
		A17




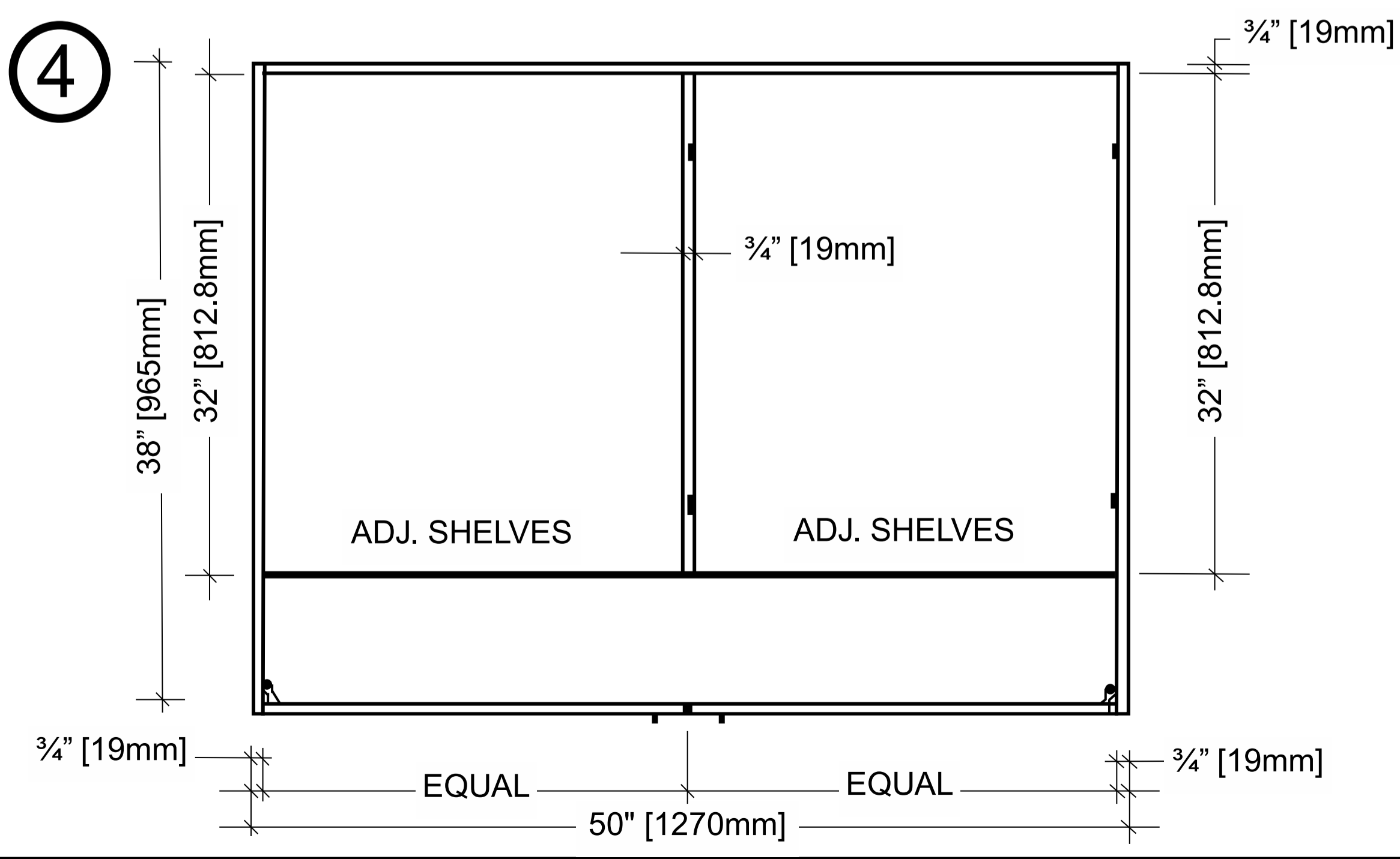
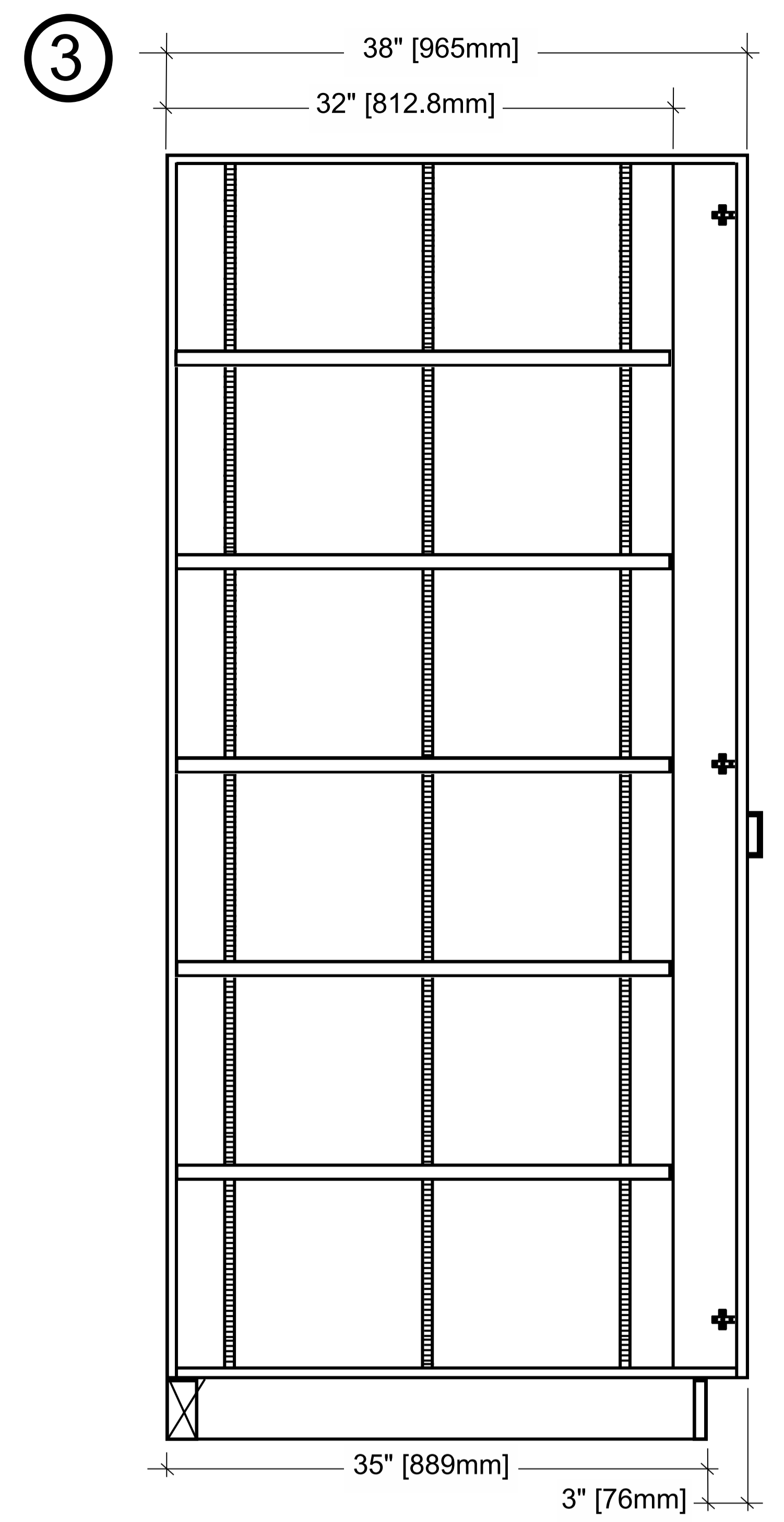
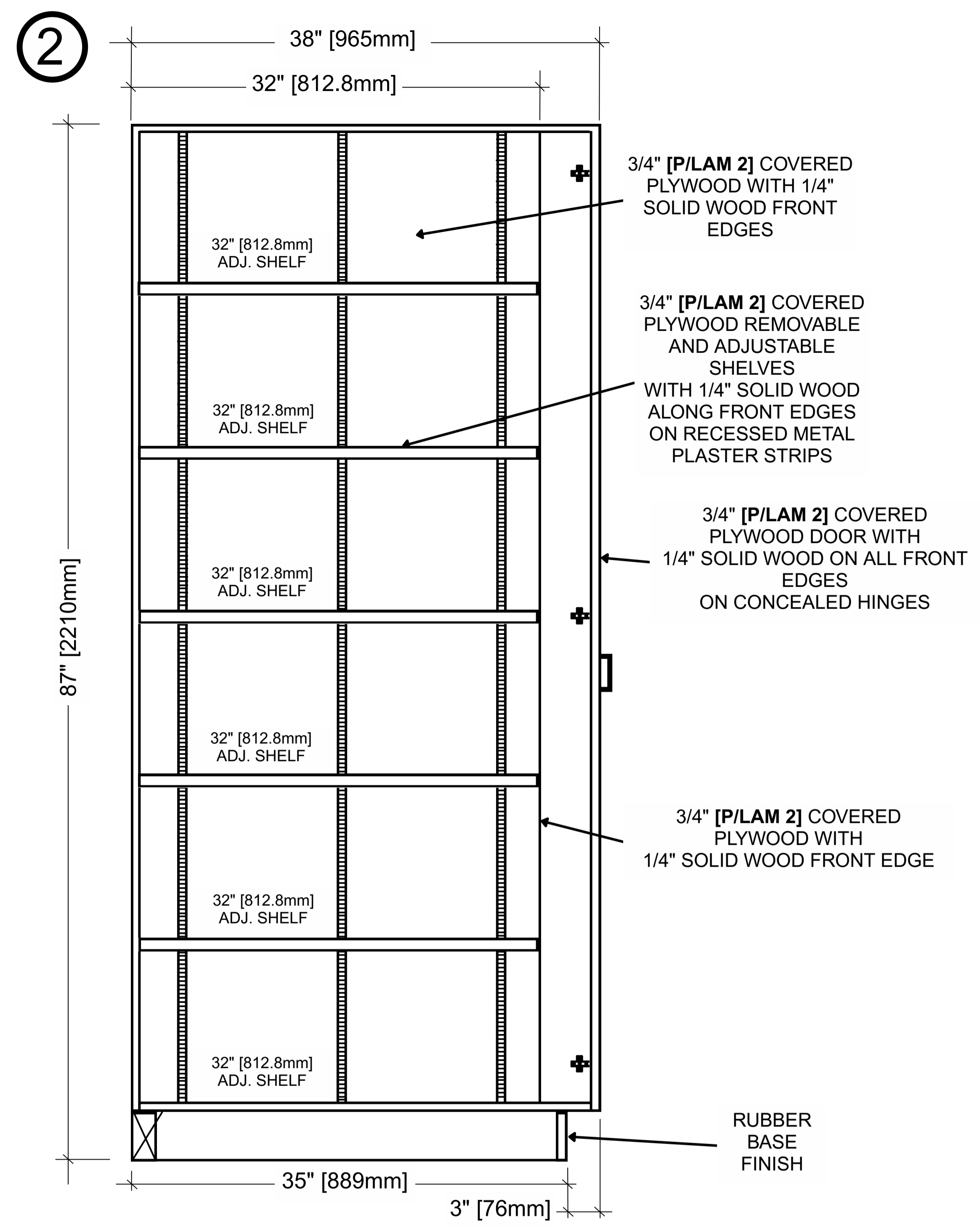
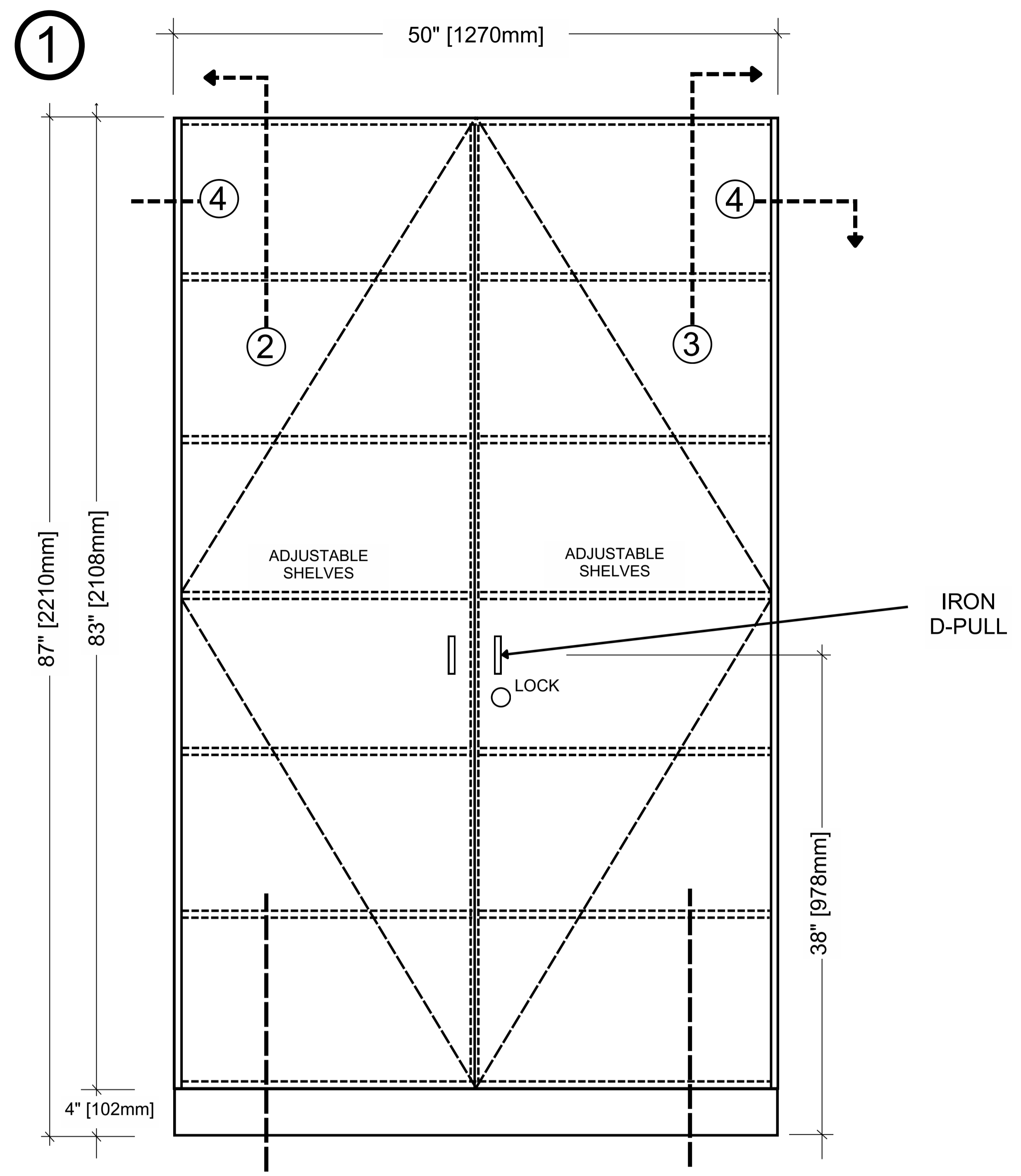
① REPLACE SINK IN EACH CLASSROOM WITH SINK SK-1 ACCORDING TO EXISTING SINK ORIENTATION. IF EXISTING SINK IS ON THE RIGHT OR LEFT, PROCEED ACCORDINGLY. IF THERE IS NO SINK, ONLY REFINISH COUNTER TOP WITH P/LAM 1.



0	ISSUED FOR TENDER	MAR 26, 2026
REV	REASON FOR ISSUANCE	DATE
TITLE NEW UPPER AND LOWER COUNTER MILLWORK		
Address 506 Woodcrest Avenue, Oshawa, ON L1J 2T8		
School WOODCREST PS		Date: MAR 26, 2026
		Drawn By: NT
		Scale: N.T.S.
		Checked By: MK
		Project Number: T26-26
		A18




0	ISSUED FOR TENDER	MAR 26, 2026
REV	REASON FOR ISSUANCE	DATE
TITLE TYPICAL TEACHER CABINET SECTION DETAILS		
Address 506 Woodcrest Avenue, Oshawa, ON L1J 2T8		
School WOODCREST PS		Date: MAR 26, 2026
		Drawn By: NT
		Scale: N.T.S.
		Checked By: MK
		Project Number: T26-26
		A19



1 UPRIGHT STORAGE CABINET

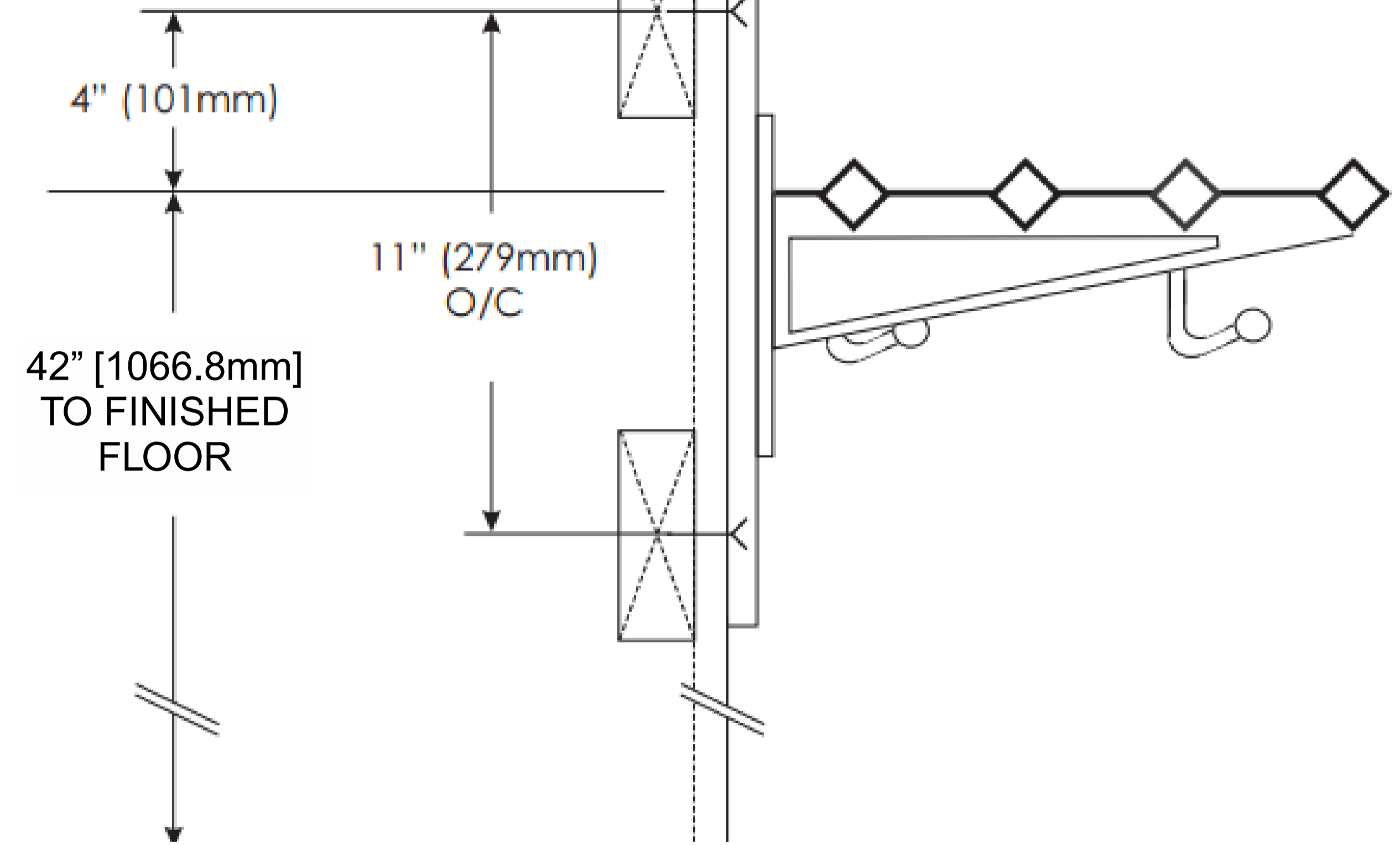
0	ISSUED FOR TENDER	MAR 26, 2026
REV	REASON FOR ISSUANCE	DATE
TITLE UPRIGHT STORAGE CABINET		
Address 506 Woodcrest Avenue, Oshawa, ON L1J 2T8		
School WOODCREST PS	Date: MAR 26, 2026	
	Drawn By: NT	
	Scale: N.T.S.	
	Checked By: MK	
	Project Number: T26-26	
		A20



1

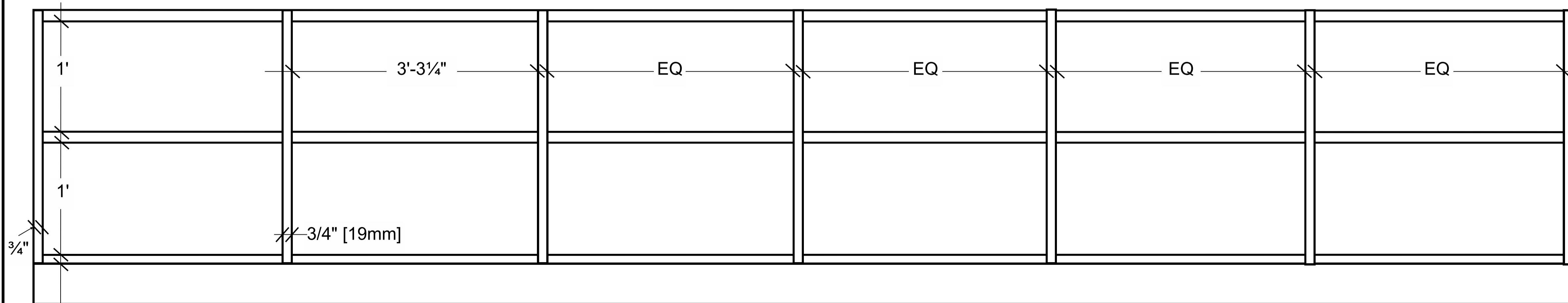
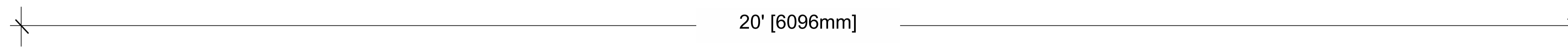
1 TYPICAL WALL MOUNTED CLASSROOM COAT RACK FROM ASI (28 HOOKS)
A21

1 CONFIRM SPACING BETWEEN COAT RACK HOOKS WITH DDSB SUPERVISOR AND ADJUST ACCORDINGLY.



2
A21

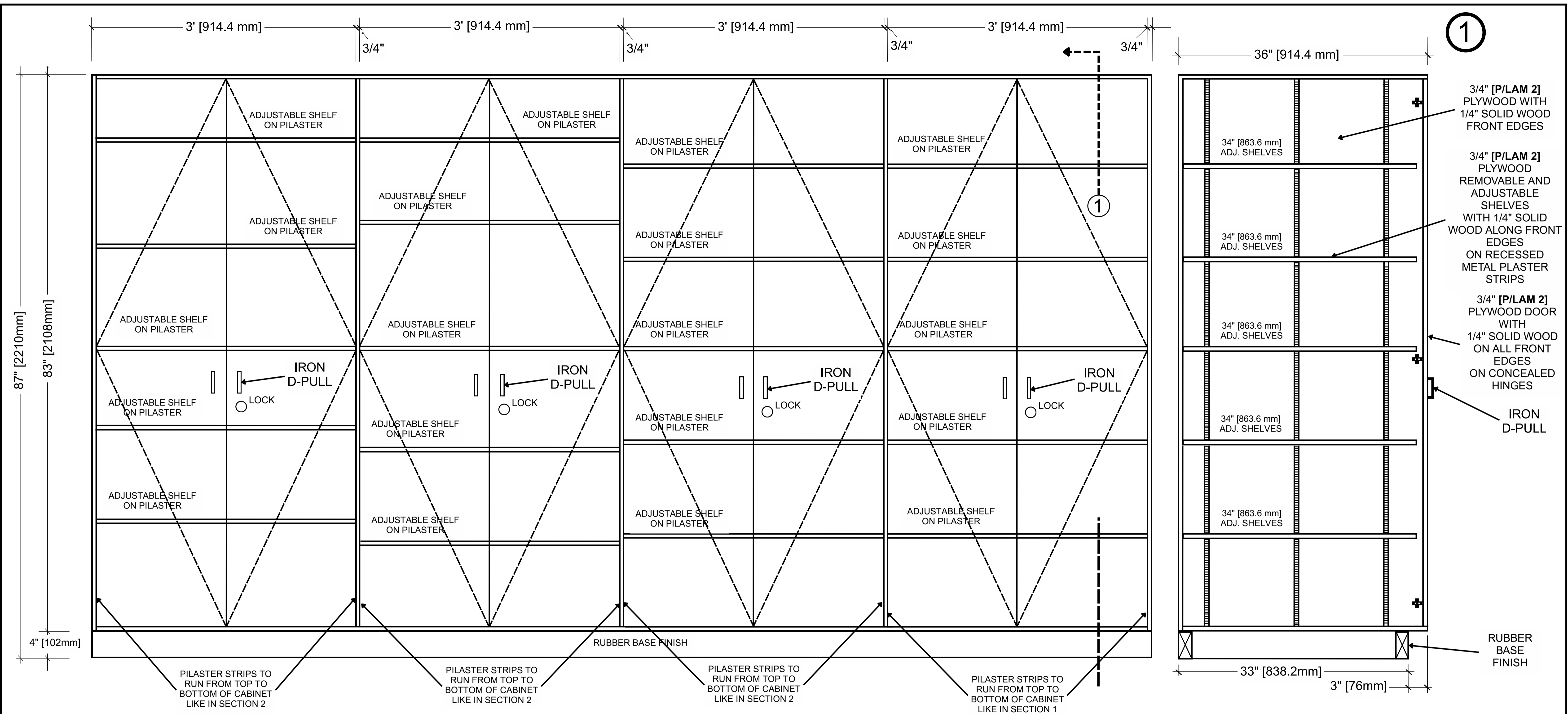
SIDE DETAIL OF COAT RACK



3 TYPICAL LOW HEIGHT OPEN STORAGE CABINETS (DEPTH 16 INCHES)
A21


3/4" [19mm]
MAPLE
PLYWOOD

0	ISSUED FOR TENDER	MAR 26, 2026
REV	REASON FOR ISSUANCE	DATE
TITLE TYPICAL DETAILS		
Address 506 Woodcrest Avenue, Oshawa, ON L1J 2T8		
School WOODCREST PS		Date: MAR 26, 2026
		Drawn By: NT
		Scale: N.T.S.
		Checked By: MK
		Project Number: T26-26
		A21



1 MUSIC ROOM LOCKABLE CABINET
A22

- ① ALL EXTERIOR FACES TO BE P/LAM 2 WITH BLACK RUBBER BASE AS SPECIFIED.
- ② PROVIDE 4 SPARE ADJUSTABLE AND REMOVEABLE WOODEN SHELVES.

0	ISSUED FOR TENDER	MAR 26, 2026
REV	REASON FOR ISSUANCE	DATE
TITLE MUSIC ROOM CABINET ELEVATIONS		
Address 506 Woodcrest Avenue, Oshawa, ON L1J 2T8		
School WOODCREST PS	Date:	MAR 26, 2026
	Drawn By:	NT
	Scale:	N.T.S.
	Checked By:	MK
	Project Number:	T26-26
		A22